

Assembly Line Scrapbooking

Club Scrap® FFC Special Edition “Tropical Paradise”

Materials:

- (2) 12x12 Wheel and Sprocket Green Print
- (2) 12x12 Nature's Wonders Mango Noise Print
- (2) 12x12 White
- (2) 12x12 Cyprus Dark Blue Plain
- 12x12 Wheel and Sprocket Green Translucent
- (4) 8.5x11 Translucent Plain
- (2) 8.5x11 Bistro Gold Plain
- (2) 8.5x11 Cyprus Dark Blue Plain
- Assorted Surfs Up Cutouts & Tags

Tools:

- 12" Paper Trimmer
- 3x13" CS Grid Ruler
- Adhesive
- Scissors
- Palette Black Ink

Fraction to Decimal Conversions

$1/8" = .125"$ $1/2" = .5"$ $7/8" = .875"$

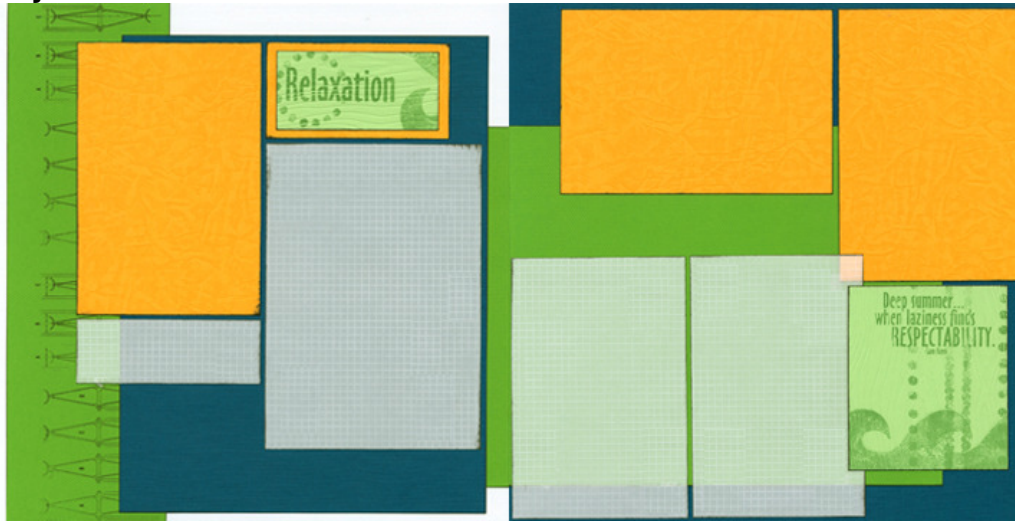
$1/4" = .25"$ $5/8" = .625"$

$3/8" = .375"$ $3/4" = .75"$

The edges of many pages, photo mattes, and other elements have been edged with black ink; however, instructions to do so are not included below.

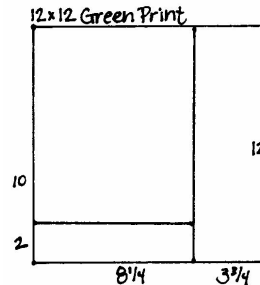


Layout #1 and #2

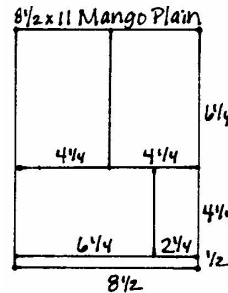


- 12x12 Green Print
- 12x12 White Plain
- 12x12 Blue Plain
- 8.5x11 Blue Plain
- 8.5x11 Mango Plain
- 8.5x11 White Translucent
- Surf's Up Green Cutouts

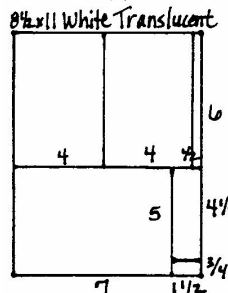
1. Place the 12x12 Green Print into the trimmer with the print on the right side; trim at 8.25". Cut the 8.25x12 horizontally at 10".




2. Cut the 8.5x11 Mango Plain horizontally at 10.5 and 6.25". Trim the 6.25x8.5 horizontally at 4.25". Cut the 4.25x8.5 horizontally at 6.25".



3. Trim the 8.5x11 White Translucent horizontally at 6". Cut the 6x8.5 horizontally at 8 and 4". Trim the 5x8.5 horizontally at 7". Cut the 1.5x5 horizontally at 4.25".

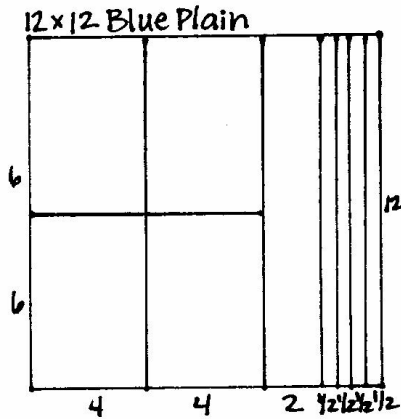


Layout #3 and #4

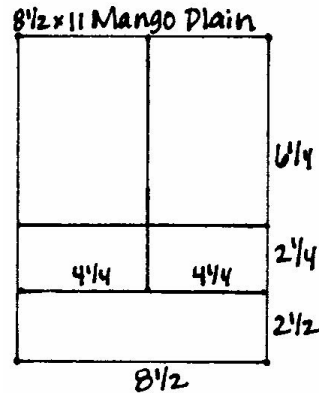


- 12x12 Green Print
- 12x12 Mango Print
- 12x12 Blue Plain
- (2) 8.5x11 White Translucent
- 8.5x11 Mango Plain
- Surf's Up Green/Blue Cutouts



1. Trim the 12x12 Blue Plain at 11.5, 11, 10.5, 10, 8, and 4". Cut each 4x12 horizontally at 6".



2. Cut the 8.5x11 Mango Plain horizontally at 8.5 and 6.25". Trim the 6.25x8.5 and 2.25x8.5 horizontally at 4.25".




Layout #5 and #6

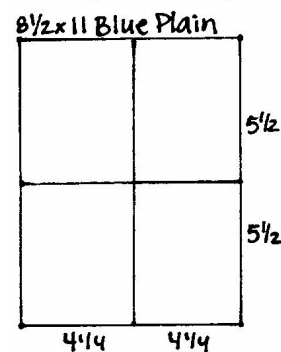


- 12x12 Mango Print
- 12x12 White Plain
- 12x12 Green Translucent
- 8.5x11 White Translucent
- 8.5x11 Blue Plain
- 2.5x8.5 Mango Plain (From Layout #3 and #4)
- 2x12 Blue Plain (From Layout #3 and #4)
- Surf's Up Green/Blue Cutouts

1. Trim the 12x12 Green Translucent at 6". Cut one 6x12 horizontally at 8".



2. Cut the 8.5x11 Blue Plain vertically at 4.25". Trim each 4.25x11 horizontally at 5.5".



3. Trim the 2.5x8.5 Mango Plain horizontally at 5.5".

