

Assembly Line ~ Scrapbooking

Club Scrap® FFC Special Edition Grape Jelly

Materials:

- (4) 12x12 Purple Print
- (2) 12x12 Lilac Plain
- (2) 12x12 Pearl Plain
- (2) 12x12 Chrome Plain
- 12x12 Black Plain
- (2) 8.5x11 Eggplant Plain
- 8.5x11 Black Plain
- 8.5x11 Lilac Plain
- 8.5x11 White Plain
- (2) 4.25x6.25 Black Plain
- (3) 4x6 Black Plain
- (4) 3x5 Black Plain
- 1 yd. Deep Purple Ribbon
- Color Box Silver Ink Pad

Tools:

- 12" Paper Trimmer
- 3x13" CS Grid Ruler
- Adhesive
- Scissors

Fraction to Decimal Conversions


$1/8" = .125"$ $1/2" = .5"$ $7/8" = .875"$

$1/4" = .25"$ $5/8" = .625"$

$3/8" = .375"$ $3/4" = .75"$

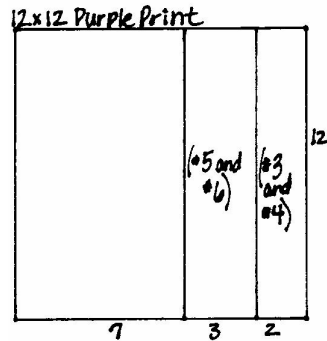


Layout #1 and #2

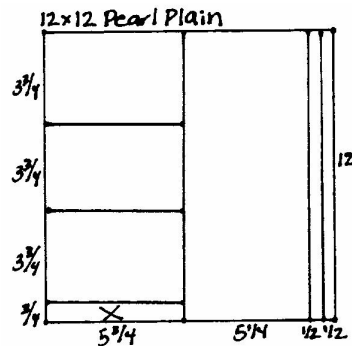


- (2) 12x12 Purple Print
- (2) 12x12 Lilac Plain
- 12x12 Pearl Plain
- 8.5x11 Eggplant Plain
- (3) 4x6 Black Plain
- (2) 3x5 Black Plain

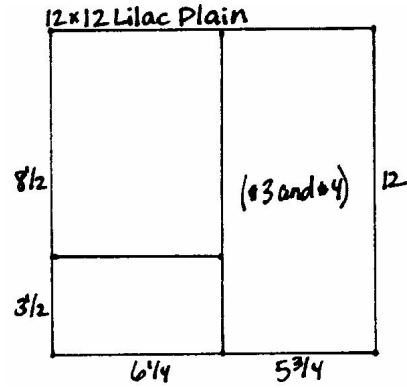
1. Trim one 12x12 Purple Print at 10 and 7".



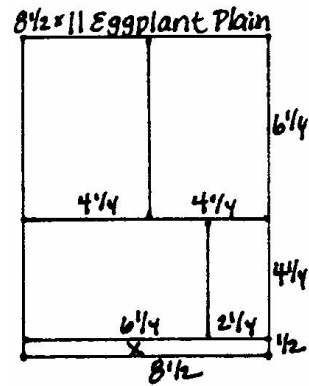
2. Cut the 12x12 Pearl Plain at 11.5, 11, and 5.75". Trim the 5.75x12 horizontally at 11.25, 7.5, and 3.75".




3. Trim one 12x12 Lilac Plain at 6.25". Cut the 6.25x12 horizontally at 8.5".



4. Cut the 8.5x11 Eggplant Plain horizontally at 10.5 and 6.25". Trim the 6.25x8.5 horizontally at 4.25". Cut the 4.25x8.5 horizontally at 6.25".

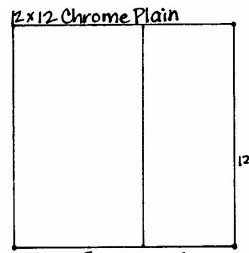


Layout #3 and #4

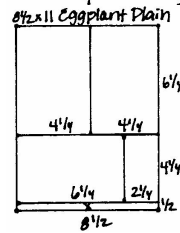


- 12x12 Purple Print
- 12x12 Black Plain
- 12x12 Chrome Plain
- 8.5x11 Eggplant Plain
- 5.75x12 Lilac Plain (From Layout #1 and #2)
- 2x12 Purple Print (From Layout #1 and #2)
- (2) 4.25x6.25 Black Plain
- 3x5 Black Plain
- Deep Purple Ribbon


1. Trim the 12x12 Chrome Plain at 7".




2. Cut the 8.5x11 Eggplant Plain horizontally at 10.5 and 6.25". Trim the 6.25x8.5 horizontally at 4.25". Cut the 4.25x8.5 horizontally at 6.25".



3. Trim the 5.75x12 Lilac Plain vertically at 5.25, 4.75, 4.25, and 3.75".

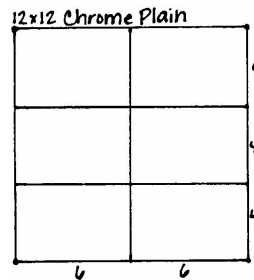


Layout #5 and #6



- 12x12 Purple Print
- 12x12 Pearl Plain
- 12x12 Chrome Plain
- 8.5x11 Black Plain
- 8.5x11 Lilac Plain
- 8.5x11 White Plain
- 3x5 Black Plain
- 3x12 Purple Print (From Layout #1 and #2)

1. Trim the 12x12 Chrome Plain at 6". Cut each 6x12 horizontally at 8 and 4".



2. Cut the 8.5x11 Black Plain horizontally at 8.25".

