


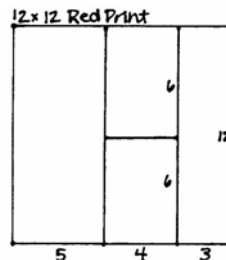
Club Scrap® ALSB Express “Festival Follies”



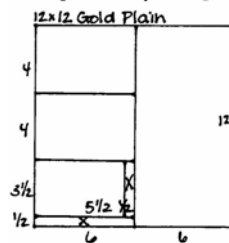
Supplies and Materials:

- 12" Paper Trimmer
- Scissors, Adhesive and Tape
- “Festival Follies” ALSB Express Collection
 - 12x12 Matrix Red Print
 - (2) 12x12 Matrix Blue Plain
 - 12x12 Matrix Gold Plain
 - 8.5x11 Matrix White Print
 - Matrix Blue Cutouts

1. Trim the 12x12 Red Print at 9 and 5". Cut the 4x12 horizontally at 6".



2. Cut the 12x12 Gold Plain at 6". Trim one 6x12 horizontally at 11.5, 8, and 4". Cut the 3.5x6 horizontally at 5.5".



3. Trim the 8.5x11 White Print vertically at 6". Cut the 6x11 horizontally at 8 and 4". Trim the 3x6 horizontally at 5". Cut the 2.5x12 horizontally at 10, 7.5, 5, and 2.5"

