



Assembly Line Scrapbooking

CS® Sales Team Special Edition *Yuletide*

Materials:

- (2) 12x12 Extra Extra Grey Debossed Print
- (3) 12x12 Haberdashery Navy Plain
- (2) 12x12 Bridges Brown Plain
- (5) 8.5x11 Culinary Burgundy Print
- (2) 8.5x11 Culinary Green Print
- 8.5x11 Culinary Silver Translucent
- 8.5x11 Autumn Splendor Brown Print
- 8.5x11 Hearth & Home Dark Grey Plain
- (2) 8.5x11 Evergreen Green Plain
- Evergreen Stickers

Tools:

- 12" Paper Trimmer
- 3x13" CS Grid Ruler
- Adhesive
- Scissors

Fraction to Decimal Conversions

$1/8" = .125"$ $1/2" = .5"$ $7/8" = .875"$

$1/4" = .25"$ $5/8" = .625"$

$3/8" = .375"$ $3/4" = .75"$

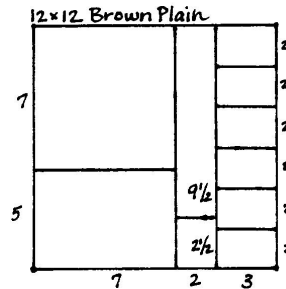


Layout #1 and #2

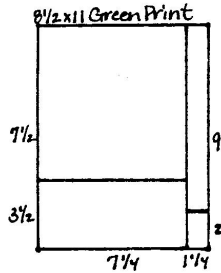


- 12x12 Grey Debossed Print (LB)
- 12x12 Navy Plain (RB)
- 12x12 Brown Plain
- 8.5x11 Burgundy Print
- 8.5x11 Green Print
- Evergreen Stickers

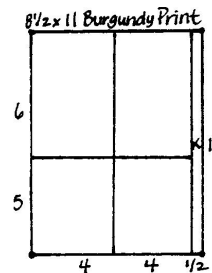
1. Trim the 12x12 Brown Plain at 9 and 7". Cut the 7x12 horizontally at 7". Trim the 2x12 horizontally at 9.5". Cut the 3x12 horizontally at 10, 8, 6, 4, and 2".




2. Cut the 8.5x11 Green Print vertically at 7.25". Trim the 7.25x11 horizontally at 7.5". Cut the 1.25x11 horizontally at 9".



3. Trim the 8.5x11 Burgundy Print vertically at 8 and 4". Cut each 4x11 horizontally at 6".

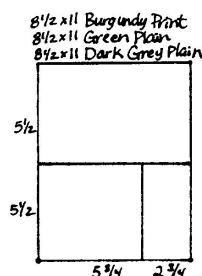


Layout #3 and #4

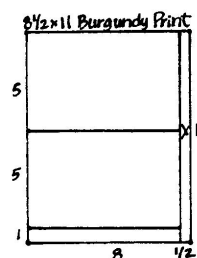


- 12x12 Brown Plain (LB)
- 12x12 Blue Plain (RB)
- (2) 8.5x11 Burgundy Print
- 8.5x11 Dark Grey Plain
- 8.5x11 Green Plain
- 8.5x11 Silver Translucent
- Evergreen Stickers

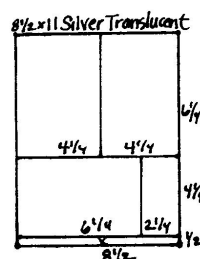
1. Trim the 8.5x11 Green Plain horizontally at 5.5". Cut one 5.5x8.5 horizontally at 5.75". Repeat with one 8.5x11 Burgundy Print and the 8.5x11 Dark Grey Plain.




2. Cut the other 8.5x11 Burgundy Print vertically at 8". Trim the 8x11 horizontally at 10 and 5".



3. Trim the 8.5x11 Silver Translucent horizontally at 10.5 and 6.25". Cut the 6.25x8.5 horizontally at 4.25". Trim the 4.25x8.5 horizontally at 6.25".

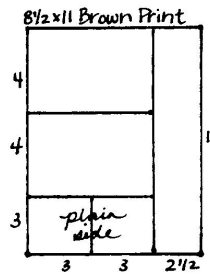


Layout #5 and #6

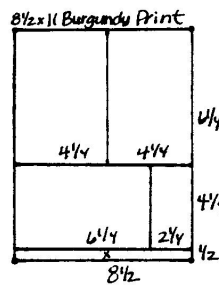


- 12x12 Navy Plain (LB)
- 12x12 Grey Embossed Print (RB)
- (2) 8.5x11 Burgundy Print
- 8.5x11 Brown Print
- 8.5x11 Green Plain
- 5.5x5.75 Green Plain (From #3-4)
- Evergreen Stickers

1. Trim the 8.5x11 Brown Print vertically at 6". Cut the 6x11 horizontally at 8 and 4".



2. Cut the 8.5x11 Burgundy Print horizontally at 10.5 and 6.25". Trim the 6.25x8.5 horizontally at 4.25". Cut the 4.25x8.5 horizontally at 6.25".



3. Trim the 8.5x11 Green Plain horizontally at 10 and 6". Cut the 6x8.5 horizontally at 8 and 4". Trim the 4x8.5 horizontally at 6".

