

## Club Scrap® Crafter Special Edition Symphony

### Materials:

- Symphony Collection
  - (3) 12x12 *All That Jazz* Brown Plain
  - (2) 12x12 *All That Jazz* Red Print
  - 12x12 *All That Jazz* Yellow Plain
  - 12x12 *All That Jazz* Green Plain
  - (2) 8.5x11 *All That Jazz* Yellow Print
  - (2) 8.5x11 *All That Jazz* Green Plain
  - (2) 8.5x11 *All That Jazz* White Print
  - (2) 8.5x11 *All That Jazz* Brown Plain
  - (2) 5x7 *Serengeti* Teal Photo Mattes
  - (4) 4.25x6.25 *Matrix* Red Photo Mattes
  - 3x12 *Serengeti* Teal Plain

### Tools and Supplies:

- 12" Paper Trimmer
- Adhesive
- 3x13" CS® Grid Ruler

### Measurement Conversions:

.25 = 1/4"

.5 = 1/2"

.75 = 3/4"

LB = Left Base Paper

RB = Right Base Paper




Layout 1 & 2




- 12x12 Brown Plain (LB)
- 12x12 Green Plain (RB)
- 12x12 Red Print
- 8.5x11 Yellow Print
- 8.5x11 Green Plain
- 4.25x6.25 Red Photo Matte

1. Trim the 12x12 Red Print at 8".
2. Cut the 8.5x11 Yellow Print horizontally at 8.". Trim the 3x8.5 horizontally at 7.5, 5 and 2.5".
3. Trim the 8.5x11 Green Plain vertically at 4.25". Cut each 4.25x11 horizontally at 5.5".


12x12 Red Print



8½x11 Yellow Print



8½x11 Green Plain




Layout 3 & 4



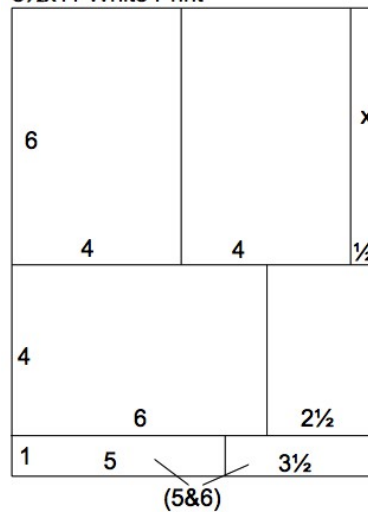
- 12x12 Brown Plain (LB)
- 12x12 Yellow Plain (RB)
- 8.5x11 Yellow Print
- 8.5x11 White Print
- 8.5x11 Green Plain
- 8.5x11 Brown Plain
- 5x7 Teal Photo Matte
- 4.25x6.25 Red Photo Matte

1. Trim the 8.5x11 Yellow Print horizontally at 5.5".
2. Cut the 8.5x11 White Print horizontally at 10 and 6". Trim the 6x8.5 horizontally at 8 and 4". Cut the 4x8.5 horizontally at 6". Trim the 1x8.5 horizontally at 5".
3. Trim the 8.5x11 Brown Plain vertically at 4.25". Cut each 4.25x11 horizontally at 6.25".


8½x11 Yellow Print



8½x11 White Print



8½x11 Brown Plain




Layout 5 & 6



- 12x12 Red Print (LB)
  - 12x12 Brown Plain (RB)
  - 8.5x11 White Print
  - 8.5x11 Brown Plain
  - 5x7 Teal Photo Matte
  - (2) 4.25x6.25 Red Photo Mattes
  - 3x12 Teal Plain
  - 1x5 White Print (From 3&4)
  - 1x3.5 White Print (From 3&4)
1. Trim the 8.5x11 White Print vertically at 4.25". Cut one 4.25x11 horizontally at 10.25, 8.25 and 6.25". Trim each 2x4.25 horizontally at 4 and 2". Cut the remaining 4.25x11 horizontally at 5.5".
  2. Cut the 8.5x11 Brown Plain horizontally at 10.5 and 6.25". Trim the 6.25x8.5 horizontally at 4.25". Cut the 4.25x8.5 horizontally at 6.25".

8½x11 White Print



8½x11 Brown Plain

