

Assembly Line Scrapbooking

Club Scrap® Sales Team Special Edition *Rubber Ducky*

Materials:

- (2) 12x12 *Cyprus* Blue Plain
- (4) 12x12 *Bridges* Yellow Print
- (4) 12x12 *Mosaic Twist* Handmade Lemon Print
- 12x12 *Apothecary* White Text Plain
- (2) 8.5x11 *Cyprus* Blue Plain
- (2) 8.5x11 *Jubilee* Translucent Plain
- 8.5x11 *Mosaic Twist* Blue Print
- (2) *Interior Designs* Cutouts

Tools:

- 12" Paper Trimmer
- 3x13" CS Grid Ruler
- Adhesive
- Scissors

Fraction to Decimal Conversions

1/8" = .125" 1/2" = .5" 7/8" = .875"

1/4" = .25" 5/8" = .625"

3/8" = .375" 3/4" = .75"

The Interior Designs Cutouts used in these samples have been shaded with a blue gel pen (colored pencils could also be used).

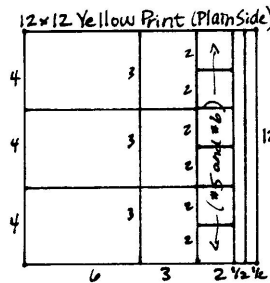


Layout #1 and #2

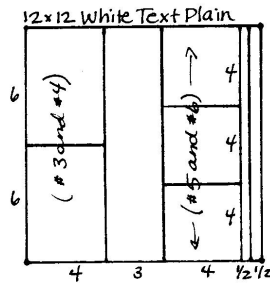


- 12x12 Blue Plain (LB)
- (2) 12x12 Yellow Print (RB)
- 12x12 White Text Plain
- (2) 8.5x11 Translucent Plain
- 8.5x11 Blue Print
- Yellow Cutouts

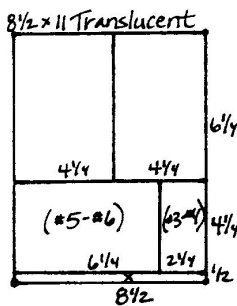
1. Trim one 12x12 Yellow Print (Plain side) at 11.5, 11, 9, and 6". Cut the 6x12 and 3x12" horizontally at 8 and 4". Trim the 2x12 horizontally at 10, 8, 6, 4, and 2".




2. Cut the 12x12 White Text Plain at 11.5, 11, 7, and 4". Cut one 4x12 horizontally at 6". Trim the other 4x12 horizontally at 8 and 4".



3. Trim the 8.5x11 Translucent horizontally at 10.5 and 6.25". Cut the 6.25x8.5 horizontally at 4.25". Trim the 4.25x8.5 horizontally at 6.25".

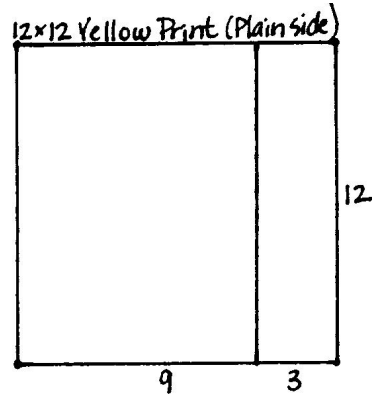


Layout #3 and #4

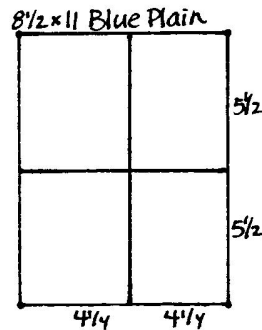


- (2) 12x12 Handmade Lemon Print (LB&RB)
- 12x12 Yellow Print (Plain side)
- 8.5x11 Blue Plain
- (2) 4.25x6.25 White Text Plain (From #1-2)
- 2.25x4.25 Translucent (From #1-2)
- Yellow Cutout

1. Trim the 12x12 Yellow Print (Plain side) at 9".



2. Cut the 8.5x11 Blue Plain vertically at 4.25". Trim each 4.25x11 horizontally at 5.5".

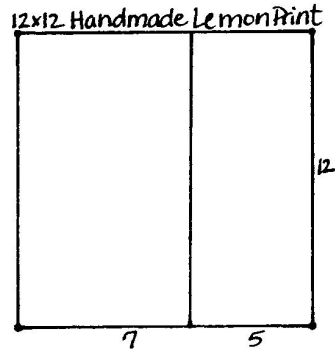


Layout #5 and #6



- 12x12 Yellow Print (Plain Side)(LB)
- 12x12 Blue Plain (RB)
- 12x12 Handmade Lemon Print
- 8.5x11 Blue Plain
- (3) 4x4 White Text Plain (From #1-2)
- 4.25x6.25 Translucent (From #1-2)
- (6) 2x2 Yellow Print (From #1-2)
- (2) .5x12 White Text Plain (From #1-2)
- Yellow Cutouts

1. Trim the Handmade Lemon Print at 7".



2. Cut the 8.5x11 Blue Plain horizontally at 10.5 and 6.25". Trim the 6.25x8.5 horizontally at 4.25". Cut the 4.25x8.5 horizontally at 6.25".

