

Assembly Line Scrapbooking

Club Scrap® FFC Special Edition “Royal Court”

Materials:

- CS® FFC Special Edition “Royal Court”

Supplies:

- (3) 12x12 Private Eye Green Print
- (2) 12x12 Let Me Count the Ways Dark Cherry Print
- (2) 12x12 Bridges Brown Print
- (3) 12x12 Academy Brick Plain
- 12x12 Matrix Gold Plain
- (2) 8.5x11 Private Eye Green Plain
- (3) 8.5x11 Matrix Gold Plain
- 8.5x11 Light Cherry Plain

Tools:

- 12” Paper Trimmer
- 3x13” CS Grid Ruler
- Adhesive
- Scissors

Fraction to Decimal Conversions


$1/8" = .125"$ $1/2" = .5"$ $7/8" = .875"$

$1/4" = .25"$ $5/8" = .625"$

$3/8" = .375"$ $3/4" = .75"$

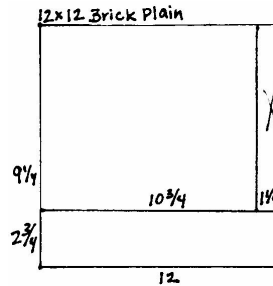


Layout #1 and #2

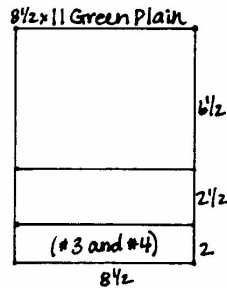


- 12x12 Green Print
- 12x12 Dark Cherry Print
- 12x12 Brick Plain
- 8.5x11 Green Plain
- 8.5x11 Gold Plain
- 8.5x11 Cherry Plain

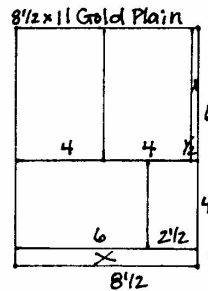
1. Trim the 12x12 Brick Plain at 9.25". Cut the 9.25x12 horizontally at 10.75".



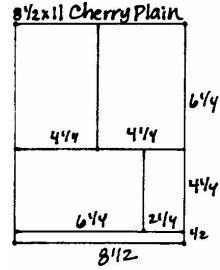
2. Cut the 8.5x11 Green Plain horizontally at 9 and 6.5".




3. Trim the 8.5x11 Gold Plain at 10 and 6". Cut the 6x8.5 at 8 and 4". Trim the 4x8.5 at 6".



- Cut the 8.5x11 Cherry Plain horizontally at 10.5 and 6.25". Trim the 6.25x8.5 horizontally at 4.25". Cut the 4.25x8.5 horizontally at 6.25".




Layout #3 and #4

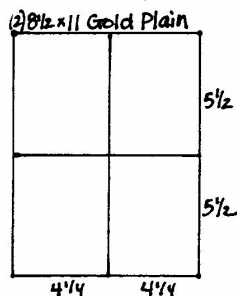


- 12x12 Brown Print
- 12x12 Green Print
- 12x12 Brick Plain
- (2) 8.5x11 Gold Plain
- 8.5x11 Green Plain


1. Trim the 12x12 Brown Print upside down at 9". Cut the 9x12 horizontally at 7.25".



2. Cut each 8.5x11 Gold Plain vertically at 4.25". Trim each 4.25x11 horizontally at 5.5".

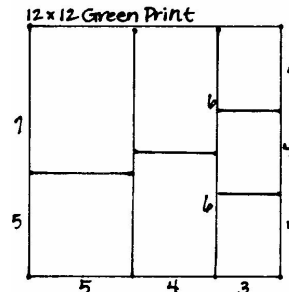


Layout #5 and #6

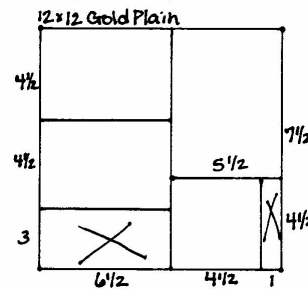


- 12x12 Brown Print
- 12x12 Dark Cherry Print
- 12x12 Green Print
- 12x12 Brick Plain
- 12x12 Gold Plain

1. Trim the 12x12 Green Print at 9 and 5". Cut the 5x12 horizontally at 7". Trim the 4x12 horizontally at 6". Cut the 3x12 horizontally at 8 and 4".



2. Cut the 12x12 Gold Plain at 6.5". Trim the 6.5x12 horizontally at 9 and 4.5". Cut the 5.5x12 horizontally at 7.5". Trim the 4.5x5.5 horizontally at 4.5".



3. Trim the 12x12 Brick Plain at 7".

