



Assembly Line Scrapbooking

Special Edition Girlfriends

Materials:

- *Girlfriends* Collection

Tools and Supplies:

- 12" Paper Trimmer
- Adhesive
- Foam Adhesive
- Tape
- 3x14" CS® Grid Ruler
- Scissors
- Stapler and Staples

Measurement Conversions:

- .125 = $\frac{1}{8}$ "
- .25 = $\frac{1}{4}$ "
- .375 = $\frac{3}{8}$ "
- .5 = $\frac{1}{2}$ "
- .625 = $\frac{5}{8}$ "
- .75 = $\frac{3}{4}$ "
- .875 = $\frac{7}{8}$ "

LB = Left Base Page

RB = Right Base Page


Preparation:

Trim the Light Blue and Ivory Printed Cutaparts into sections as indicated by the artwork.

If you do not have an item to complete the layout as shown, simply omit or substitute the item.



Layout 1 & 2



- (2) 12x12 Dark Blue Plains (LB & RB)
- 12x12 Brown Plain
- 12x12 Ivory Print
- 8.5x11 Red Plain


- (2) 4.25x6.25 Tan Photo Mattes
- Light Blue Cutaparts
- Ivory Cutaparts
- Jacquard Ribbon

1. Trim the 12x12 Brown Plain at 11, 10, 8.75, 7.5 and 6". Cut the 6x12 horizontally at 8 and 4".
2. Place the 12x12 Ivory Print into the trimmer with the large flowers vertically at right; trim at 6.25".
3. Cut the 8.5x11 Red Plain vertically at 5". Trim the 5x11 horizontally at 8 and 4". Cut the 3x5 horizontally at 2.5". Trim the 3.5x11 horizontally at 10.5, 7 and 3.5".

12x12 Brown Plain

4	(3&4)	(5&6)	(5&6)	(3&4)	12	
4	(3&4)					
4	(3&4)					
6		1 1/2	1 1/4	1 1/4	1	1

12x12 Ivory Print




8 1/2x11 Red Plain

4	3 1/2
4	3 1/2
3	3 1/2
2 1/2	2 1/2
5	3 1/2
	1/2 x



Layout 3 & 4



- 12x12 Brown Plain (LB)
- 12x12 Tan Print (RB)
- 8.5x11 Tan Print (uncut)
- (2) 8.5x11 Dark Blue Plains
- (3) 4x6 Brown Plains (From 1&2)
- 1.25x12 Brown Plain (From 1&2)
- (3) 4.25x6.25 Red Photo Mattes
- Ivory Cutaparts
- Light Blue Cutaparts
- Blue Chiffon Ribbon

1. Trim one 8.5x11 Dark Blue Plain vertically at 4.25". Cut each 4.25x11 horizontally at 7.5 and 3.75".
2. Cut the other 8.5x11 Dark Blue Plain vertically at 5.75". Trim the 5.75x11 horizontally at 8.25 and 4.75". Cut the 3.5x5.75 horizontally at 3.5". Trim the 2.25x3.5 horizontally at 1.75". Cut the 2.75x5.75 horizontally at 3.5". Trim the 2.75x11 at 8.25, 5.5, and 2.75".
3. Nest the Light Blue cutapart strip onto the 1.25x12 Brown Strip; cut the strip horizontally between the word "Friends" and "make." Split the two pieces across the gap between the pages.

8 1/2 x 11 Dark Blue Plain

3 3/4	(5&6)	(7&8)
3 3/4	(7&8)	(7&8)
3 1/2		(7&8)
4 1/4		4 1/4

8 1/2 x 11 Dark Blue Plain

4 3/4	(5&6)	2 3/4
5 3/4		2 3/4
3 1/2	(9&10) 1 3/4	(9&10) 2 3/4
2 3/4	(9&10) 1 3/4	
3 1/2	(5&6)	2 3/4



Layout 5 & 6



- 12x12 Ivory Print (LB)
- 12x12 Red Plain (RB)
- 8.5x11 Ivory Print (uncut)
- 8.5x11 Red Plain
- 8.5x11 Tan Print
- 1.5x12 Brown Plain (From 1&2)
- 1.25x12 Brown Plain (From 1&2)
- 3.75x4.25 Dark Blue Plain (From 3&4)
- 4.75x5.75 Dark Blue Plain (From 3&4)
- 2.25x2.75 Dark Blue Plain (From 3&4)
- (3) 4.25x6.25 Brown Photo Mattes
- Ivory Cutaparts
- Light Blue Cutaparts
- Checked Ribbon

1. Trim the 8.5x11 Red Plain horizontally at 5.5". Cut one 5.5x8.5 horizontally at 4.25". Trim the other 5.5x8.5 horizontally at 6.5". Cut the 2x5.5 horizontally at 5 and 2.5".
2. Place the 8.5x11 Tan Print right side up into the trimmer; cut at 7.5". Trim the 7.5x11 horizontally at 5.5".


8 1/2 x 11 Red Plain



8 1/2 x 11 Tan Print



Layout 7 & 8




- (2) 12x12 Light Blue Prints (LB & RB)
- (3) 3.75x4.25 Dark Blue Plains (From 3&4)
- 3.5x4.25 Dark Blue Plain (From 3&4)
- (2) 5.5x7.5 Tan Prints (From 5&6)
- 4.25x6.25 Dark Blue Photo Matte
- Ivory Cutaparts
- Checked Ribbon
- Blue Chiffon Ribbon

1. No trimming required.



Layout 9 & 10



- 12x12 Red Plain (LB)
- 12x12 Tan Print (RB)
- 8.5x11 Ivory Print
- 3.5x3.5 Dark Blue Plain (From 3&4)
- 2.75x3.5 Dark Blue Plain (From 3&4)
- (2) 1.75x2.25 Dark Blue Plains (From 3&4)
- 4.25x5.5 Red Plain (From 5&6)
- (2) 2x2.5 Red Plains (From 5&6)
- (2) 4.25x6.25 Dark Blue Photo Mattes
- 4.25x6.25 Tan Photo Matte
- Light Blue Cutaparts
- Ivory Cutaparts
- Checked Ribbon

1. Trim the 8.5x11 Ivory Print vertically at 6.5”.

8 1/2 x 11 Ivory Print

