



# Assembly Line Scrapbooking

## Club Scrap® FFC Special Edition Regal Ties

### Materials:

- (2) 12x12 Paisley Olive Green Plain
- (3) 12x12 Haberdashery Eggplant Plain
- (2) 12x12 Apothecary Gold Plain
- 12x12 Henna Cream Plain
- (3) 8.5x11 Henna Cream Plain
- (2) 8.5x11 Paisley Olive Plain
- (2) 8.5x11 Haberdashery Eggplant Print
- 8.5x11 Haberdashery Grey Print
- 8.5x11 Apothecary Gold Plain
- 8.5x11 Haberdashery Eggplant Plain
- Haberdashery Tags
- (5) Silver Spinners

### Tools:

- 12" Paper Trimmer
- 3x13" CS Grid Ruler
- Adhesive
- Scissors

### *Fraction to Decimal Conversions*

$1/8" = .125"$   $1/2" = .5"$   $7/8" = .875"$

$1/4" = .25"$   $5/8" = .625"$

$3/8" = .375"$   $3/4" = .75"$

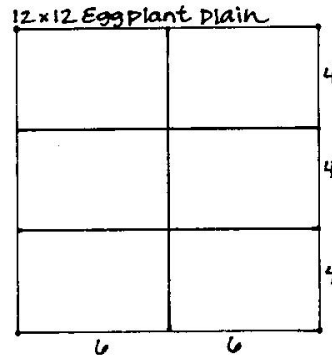


Layout #1 and #2

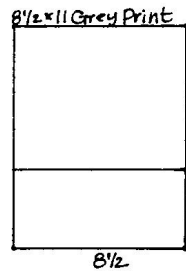


- (2) 12x12 Olive Plain
- 12x12 Eggplant Plain
- 8.5x11 Grey Print
- 8.5x11 Cream Plain
- Printed Tags
- Silver Spinner

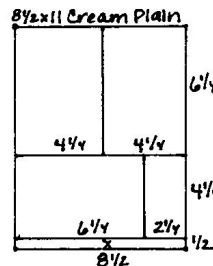
1. Trim the 12x12 Eggplant Plain at 6". Cut each 6x12 horizontally at 8 and 4".




2. Cut the 8.5x11 Grey Print horizontally at 7".



3. Trim the 8.5x11 Cream Plain horizontally at 10.5 and 6.25". Cut the 6.25x8.5 horizontally at 4.25". Trim the 4.25x8.5 horizontally at 6.25".

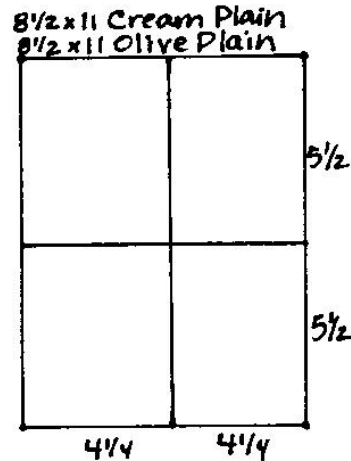


### Layout #3 and #4




- 12x12 Gold Plain
- 12x12 Eggplant Plain
- 8.5x11 Eggplant Print
- 8.5x11 Gold Plain
- 8.5x11 Olive Plain
- 8.5x11 Cream Plain
- Printed Tags
- (2) Silver Spinners

1. Trim the 8.5x11 Cream Plain vertically at 4.25". Cut each 4.25x11 horizontally at 5.5". Repeat this same step with the 8.5x11 Olive Plain.

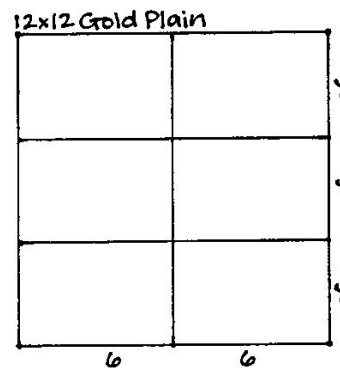


Layout #5 and #6

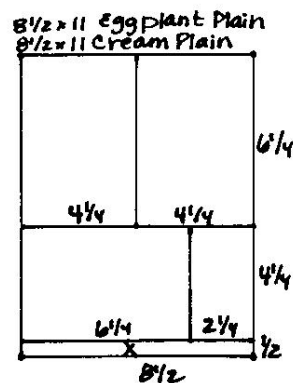


- 12x12 Eggplant Plain
- 12x12 Cream Plain
- 12x12 Gold Plain
- 8.5x11 Eggplant Plain
- 8.5x11 Eggplant Print
- 8.5x11 Olive Plain
- 8.5x11 Cream Plain
- Printed Tags


1. Trim the 12x12 Gold Plain at 6". Cut each 6x12 horizontally at 8 and 4".



2. Cut the 8.5x11 Eggplant Plain horizontally at 10.5 and 6.25". Trim the 6.25x8.5 horizontally at 4.25". Cut the 4.25x8.5 horizontally at 6.25". Repeat this same step the 8.5x11 Cream Plain.



- Trim the 8.5x11 Olive Plain vertically at 4.25".



- Cut the 8.5x11 Eggplant Plain vertically at 7.25".

