



# ASSEMBLY LINE SCRAPBOOKING

## Club Scrap® Sales Team Special Edition Paradise

### Materials:

- (4) 12x12 Mosaic Twist Handmade Teal
- 12x12 Castaway Citrus Print
- 12x12 Castaway Citrus Plain
- 12x12 Castaway White Print
- 12x12 Castaway White Plain
- 12x12 Solstice White Glossy Plain
- (3) 8.5x11 Mosaic Twist Handmade Lime
- (2) 8.5x11 Castaway Citrus Plain
- 8.5x11 Castaway White Print
- 8.5x11 Solstice White Plain
- Avant Garde Green Cutouts

### Tools:

- 12" Paper Trimmer
- 3x13" CS Grid Ruler
- Adhesive
- Scissors

### *Fraction to Decimal Conversions*

$1/8" = .125"$     $1/2" = .5"$     $7/8" = .875"$

$1/4" = .25"$     $5/8" = .625"$

$3/8" = .375"$     $3/4" = .75"$

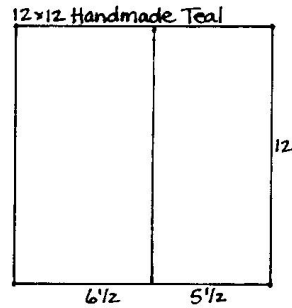


Layout #1 and #2

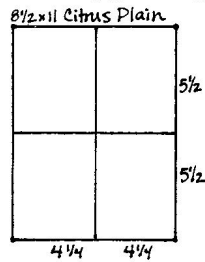


- 12x12 Citrus Plain (Left Base)
- 12x12 White Print (Right Base)
- 12x12 Handmade Teal
- 8.5x11 White Plain
- 8.5x11 Citrus Plain
- 8.5x11 Handmade Lime
- Green Cutout

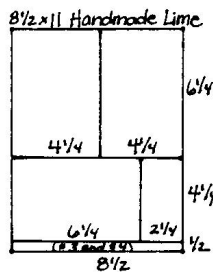
1. Trim the 12x12 Handmade Teal at 6.5”.




2. Cut the 8.5x11 Citrus Plain vertically at 4.25”. Trim each 4.25x11 horizontally at 5.5”.



3. Trim the 8.5x11 Handmade Lime horizontally at 10.5 and 6.25”. Cut the 6.25x8.5 horizontally at 4.25”. Trim the 4.25x8.5 horizontally at 6.25”.

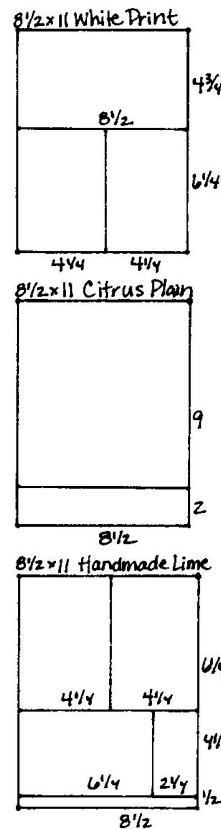


Layout #3 and #4




- 12x12 White Plain (Left Base)
- 12x12 Handmade Teal (Right Base)
- 8.5x11 White Print
- 8.5x11 Handmade Lime
- 8.5x11 Citrus Plain
- .5x8.5 Handmade Lime (From #1 and #2)
- Green Cutouts

1. Trim the 8.5x11 White Print horizontally at 6.25" (with the coconuts on the right side of blade). Cut the 6.25x8.5 horizontally at 4.25".
2. Cut the 8.5x11 Citrus Plain horizontally at 9".
3. Trim the 8.5x11 Handmade Lime horizontally at 10.5 and 6.25". Cut the 6.25x8.5 horizontally at 4.25". Trim the 4.25x8.5 horizontally at 6.25".

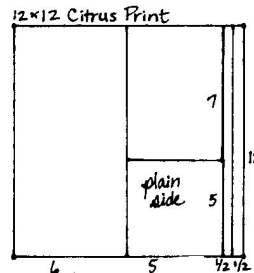


Layout #5 and #6

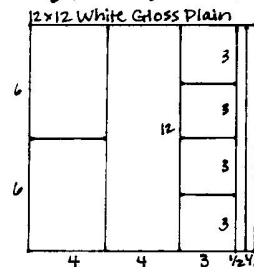


- (2) 12x12 Handmade Teal (Left & Right Base)
- 12x12 Citrus Print
- 12x12 White Glossy Plain
- 8.5x11 Handmade Lime
- Green Cutouts

1. Trim the 12x12 Citrus Print at 11.5, 11, and 6". Cut the 5x12 horizontally at 7".



2. Cut the 12x12 White Glossy Plain at 11.5, 11, 8, and 4". Trim one 4x12 horizontally at 6". Cut the 3x12 horizontally at 9, 6, and 3".



3. Trim the 8.5x11 Handmade Lime horizontally at 10.5 and 6.25". Cut the 6.25x8.5 horizontally at 4.25". Trim the 4.25x8.5 horizontally at 6.25".

