



Assembly Line Scrapbooking

Club Scrap® Sales Team Special Edition *Old Country*

Materials:

- (2) 12x12 *Arts 'n Crafts* Blue Plain
- (2) 12x12 *Arts 'n Crafts* Green Plain
- 12x12 *Arts 'n Crafts* Ivory Print
- (2) 12x12 *Arts 'n Crafts* Ivory Plain
- (2) 8.5x11 *Evergreen* Dark Blue Print
- 8.5x11 *Henna* Eggshell Plain
- (2) 8.5x11 *Arts 'n Crafts* Green Plain
- (2) 8.5x11 *Fossils* Blue Print
- 8.5x11 *Arts 'n Crafts* Ivory Print
- Centennial* Ivory Cutouts

Tools:

- 12" Paper Trimmer
- 3x13" CS Grid Ruler
- Adhesive
- Scissors

Fraction to Decimal Conversions

$1/8" = .125"$ $1/2" = .5"$ $7/8" = .875"$

$1/4" = .25"$ $5/8" = .625"$

$3/8" = .375"$ $3/4" = .75"$

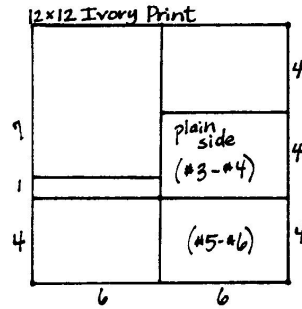


Layout #1 and #2

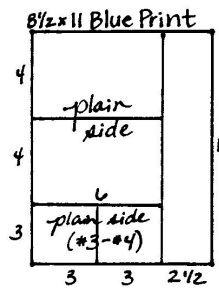


- 12x12 Blue Plain (LB)
- 12x12 Green Plain (RB)
- 12x12 Ivory Print
- 8.5x11 Green Plain
- 8.5x11 Blue Script Print
- Ivory Cutouts

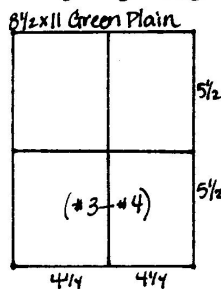
- Trim the 12x12 Ivory Print at 6". Cut one 6x12 horizontally at 8 and 4". Trim the other 6x12 horizontally at 8 and 7".



- Cut the 8.5x11 Blue Script Print vertically at 6". Trim the 6x11 horizontally at 8 and 4". Cut the 3x6 horizontally at 3".



- Trim the 8.5x11 Green Plain vertically at 4.25". Cut the 4.25x11 horizontally at 5.5".

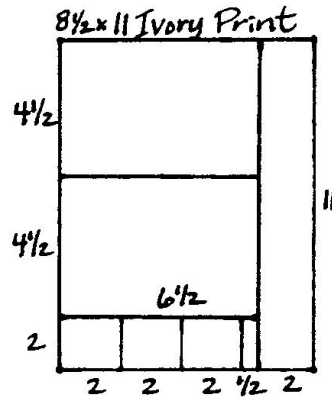


Layout #3 and #4




- 12x12 Green Plain (LB)
- 12x12 Ivory Plain (RB)
- 8.5x11 Blue Print
- 8.5x11 Ivory Print
- (2) 4.25x5.5 Green Plain (From #3-4)
- 4x6 Ivory Print (From #1-2)
- (2) 3x3 Blue Print (From #1-2)
- Ivory Cutouts


1. Trim the 8.5x11 Ivory Print vertically at 6.5". Cut the 6.5x11 horizontally at 9 and 4.5". Trim the 2x6.5 horizontally at 6, 4, and 2".



2. Cut the 8.5x11 Blue Print vertically at 5.5".

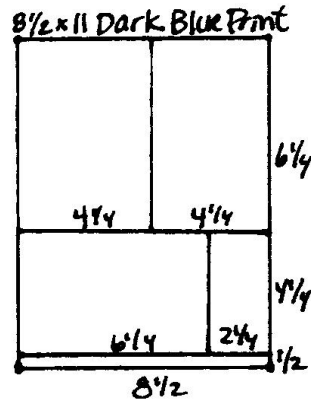


Layout #5 and #6



- 12x12 Blue Plain (LB)
- 12x12 Ivory Plain (RB)
- (2) 8.5x11 Dark Blue Print
- 8.5x11 Eggshell Plain
- 8.5x11 Green Plain
- 4x6 Ivory Print (From #1-2)
- Ivory Cutout

1. Trim one 8.5x11 Dark Blue Print horizontally at 10.5 and 6.25". Cut the 6.25x8.5 horizontally at 4.25". Trim the 4.25x8.5 horizontally at 6.25".



2. Cut the 8.5x11 Green Plain vertically at 6 and 3.5". Trim the 3.5x11 horizontally at 10.5, 7, and 3.5".

