



# Assembly Line ~ Scrapbooking

## Club Scrap® Special Edition *Tea Leaves*

### Materials:

- (3) 12x12 *Wild Wild West* Terra Cotta Print
- (4) 12x12 *Farmer's Market* Brown Print
- 12x12 *Body & Soul* Green Plain
- (2) 8.5x11 *English Garden* Rust Ivy Print
- (2) 8.5x11 *Poetic Green* Right Companion Print
- (2) 8.5x11 *Poetic Green* Left Companion Print
- 8.5x11 *Body & Soul* Green Plain
- Centennial* Terra Cotta Cutouts

### Tools:

- 12" Paper Trimmer
- 3x13" CS Grid Ruler
- Adhesive
- Scissors

### *Fraction to Decimal Conversions*


$1/8" = .125"$     $1/2" = .5"$     $7/8" = .875"$

$1/4" = .25"$     $5/8" = .625"$

$3/8" = .375"$     $3/4" = .75"$

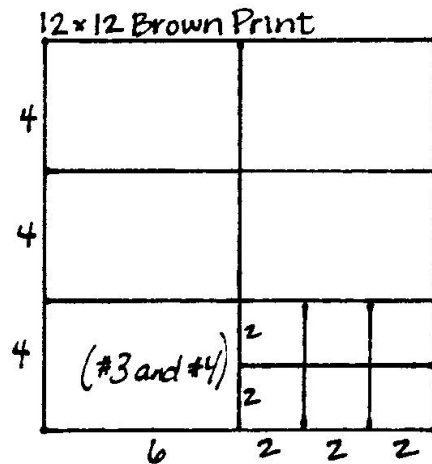


### Layout #1 and #2



- (2) 12x12 Terra Cotta Print (LB&RB)
- 12x12 Brown Print
- 8.5x11 Green Right Print
- 8.5x11 Green Left Print
- Terra Cotta Cutouts

1. Trim the 12x12 Brown Print at 6". Cut each 6x12 horizontally at 8 and 4". Trim one 4x6 vertically at 2". Cut each 2x6 horizontally at 4 and 2".

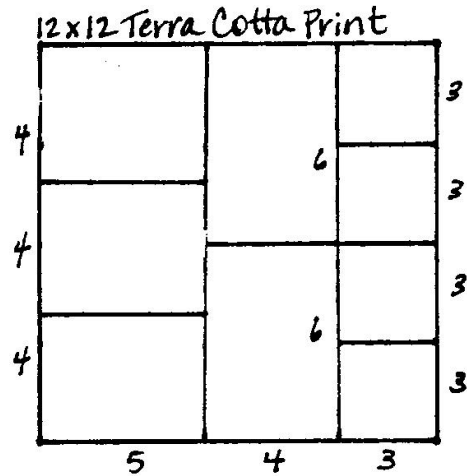


Layout #3 and #4




- 12x12 Brown Print (LB)
- 12x12 Green Plain (RB)
- 12x12 Terra Cotta Print
- 8.5x11 Green Plain
- 4x6 Brown Print (From #1-2)
- Terra Cotta Cutouts

1. Trim the 12x12 Terra Cotta Print at 9 and 5". Cut the 5x12 horizontally at 8 and 4". Trim the 4x12 horizontally at 6". Cut the 3x12 horizontally at 9, 6, and 3".

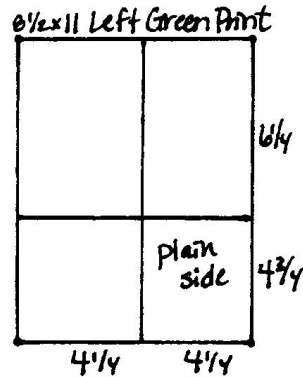


Layout #5 and #6



- (2) 12x12 Brown Print (LB&RB)
- (2) 8.5x11 Rust Ivy Print
- 8.5x11 Green Right Companion Print
- 8.5x11 Green Left Companion Print
- Terra Cotta Cutouts (Trimmed to fit)

1. Trim the 8.5x11 Left Green Print vertically at 4.25". Cut each 4.25x11 horizontally at 6.25".



2. Cut the 8.5x11 Rust Print horizontally at 10.25 and 6.25". Trim the 6.25x8.5 horizontally at 4.25". Cut the 4x8.5 horizontally at 6". Trim the 2.5x5 horizontally at 2".

