

Assembly Line Scrapbooking

Club Scrap® Special Edition Green Tea

Materials:

- (4) 12x12 Grape Print
- 12x12 Milestones Green Tea Window Print
- 12x12 Milestones Green Tea Word Print
- (2) 12x12 Ivory Plain
- (4) 8.5x11 Milestones Green Tea Print
- (2) 8.5x11 Sonoma Grape Plain
- (2) 8.5x11 Down to Earth Brown Plain
- (2) 8.5x11 Hearth and Home Grey Print
- (2) 8.5x11 Sonoma Light Taupe Plain
- Embellishment Goodie Bag

Tools:

- 12" Paper Trimmer
- 3x13" CS Grid Ruler
- Cork Board
- Paper Piercing Tool
- Adhesive
- Scissors

Fraction to Decimal Conversions


$1/8" = .125"$ $1/2" = .5"$ $7/8" = .875"$

$1/4" = .25"$ $5/8" = .625"$

$3/8" = .375"$ $3/4" = .75"$

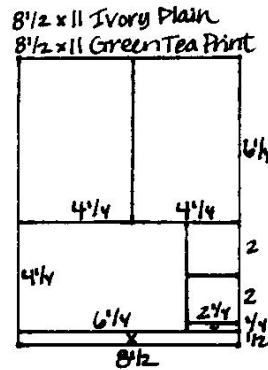


Layout #1 and #2

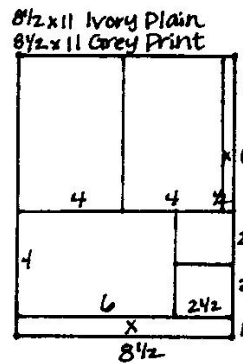


- (2) 12x12 Grape Print (plain side) (LB & RB)
- (2) 8.5x11 Green Tea Print
- (2) 8.5x11 Grey Print
- (2) 8.5x11 Light Taupe Plain
- (4) Brads


1. Trim one 8.5x11 Green Tea Print horizontally at 10.5 and 6.25". Cut the 6.25x8.5 horizontally at 4.25". Trim the 4.25x8.5 horizontally at 6.25". Cut the 2.25x4.25 horizontally at 4 and 2". Repeat with one of the 8.5x11 Light Taupe Plain.



2. Cut one 8.5x11 Grey Print horizontally at 10 and 6". Trim the 6x8.5 horizontally at 8 and 4". Cut the 4x8.5 horizontally at 6". Trim the 2.5x4 horizontally at 2". Repeat with the other 8.5x11 Light Taupe Plain.

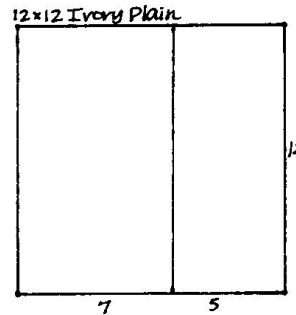


Layout #3 and #4

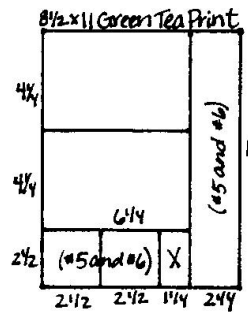


- 12x12 Grape Print (LB)
- 12x12 Green Tea Window Print (RB)
- 12x12 Ivory Plain
- (2) 8.5x11 Green Tea Print
- (2) 8.5x11 Grape Plain
- 8.5x11 Brown Plain
- Subway Token

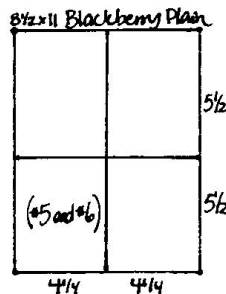
1. Trim the 12x12 Ivory Plain at 7".



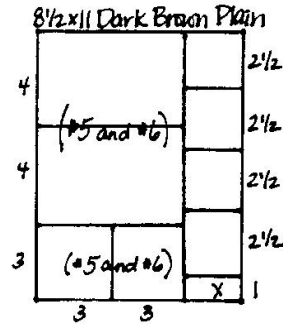
2. Cut one 8.5x11 Green Tea Print vertically at 6.25". Trim the 6.25x11 horizontally at 8.5 and 4.25". Cut the 2.5x6.25 horizontally at 5 and 2.5".




3. Trim one 8.5x11 Grape Plain vertically at 4.25". Cut each 4.25x11 horizontally at 5.5".



4. Cut the 8.5x11 Brown Plain vertically at 6". Trim the 6x11 horizontally at 8 and 4". Cut the 3x6 horizontally at 3". Trim the 2.5x11 horizontally at 10, 7.5, 5, and 2.5".



Layout #5 and #6



- 12x12 Ivory Plain (LB)
- 12x12 Green Tea Word Print (RB)
- 12x12 Grape Print
- 8.5x11 Brown Plain
- (2) 4x6 Brown Plain (From #3-4)
- (2) 3x3 Brown Plain (From #3-4)
- 2.25x11 Green Tea Print (From #3-4)
- (2) 2.5x2.5 Green Tea Print (From #3-4)
- 4.25x5.5 Grape Plain (From #3-4)
- Subway Token

1. Trim the 12x12 Grape Print at 8.5". Cut the 8.5x12 horizontally at 6.5". Trim the 5.5x8.5 horizontally at 4.25".

