

ASSEMBLY LINE SCRAPBOOKING

Club Scrap® Special Edition Drive-In

Materials:

- (2) 12x12 *Expressions* Black Glossy Plain
- (2) 12x12 *Haberdashery* Green Plain
- 12x12 *Cruisin'* Translucent Print
- 12x12 *Cruisin'* Light Coral Print
- 12x12 *Cruisin'* Dark Coral Print
- 12x12 *Cruisin'* Mint Print
- (3) 8.5x11 *Cruisin'* Mint Print
- (2) 8.5x11 *Cruisin'* Coral Translucent Plain
- (2) 8.5x11 *Haberdashery* Green Plain
- 8.5x11 *Expressions* Black Glossy Plain
- Cruisin'* Stickers
- (4) Black Record Die Cuts

Tools:

- 12" Paper Trimmer
- 3x13" CS Grid Ruler
- Adhesive
- Scissors

Fraction to Decimal Conversions

$1/8" = .125"$ $1/2" = .5"$ $7/8" = .875"$

$1/4" = .25"$ $5/8" = .625"$

$3/8" = .375"$ $3/4" = .75"$




Layout #1 and #2

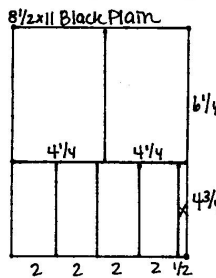


- 12x12 Black Glossy Plain (LB)
- 12x12 Green Plain (RB)
- 12x12 Translucent Print
- 8.5x11 Mint Print
- 8.5x11 Black Glossy Plain
- 8.5x11 Green Plain
- Stickers

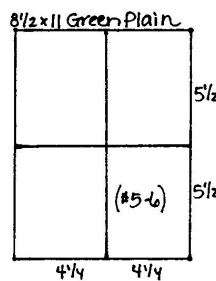
1. Trim the 12x12 Translucent Print at 7".



2. Cut the 8.5x11 Black Glossy Plain horizontally at 6.25". Trim the 6.25x8.5 horizontally at 4.25". Cut the 4.75x8.5 horizontally at 8, 6, 4, and 2".



3. Trim the 8.5x11 Green Plain vertically at 4.25". Cut each 4.25x11 horizontally at 5.5".

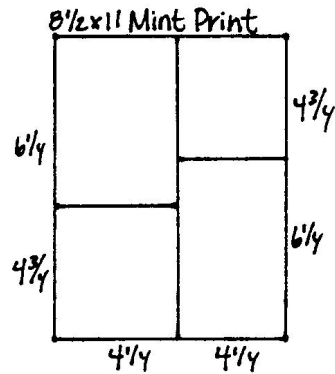


Layout #3 and #4

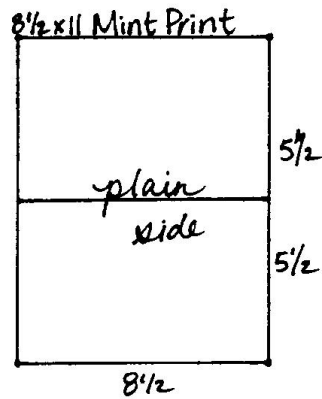


- 12x12 Light Coral Print (LB)
- 12x12 Black Glossy Plain (RB)
- (2) 8.5x11 Mint Print
- 8.5x11 Coral Translucent Plain
- 8.5x11 Green Plain
- Black Record Die Cut
- Stickers

1. Trim one 8.5x11 Mint Print vertically at 4.25". Cut one 4.25x11 horizontally at 6.25". Trim the 4.25x11 horizontally at 4.75".



2. Cut the other 8.5x11 Mint Print horizontally at 5.5".

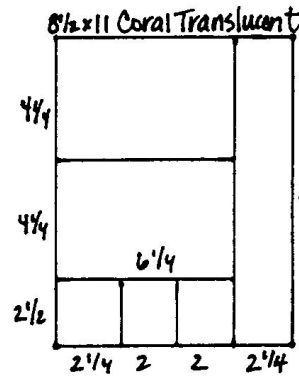


3. Trim the 8.5x11 Coral Translucent Plain vertically

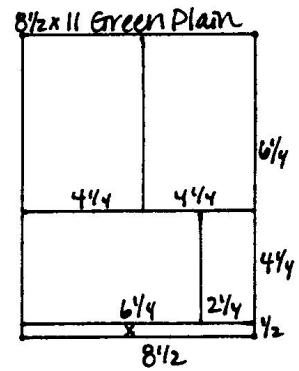
at 6.25". Cut the 6.25x11 horizontally at 8.5 and



4.25". Trim the 2.5x6.25 horizontally at 4.25 and 2.25".



- Cut the 8.5x11 Green Plain horizontally at 10.5 and 6.25". Trim the 6.25x8.5 horizontally at 4.25". Cut the 4.25x8.5 horizontally at 6.25".

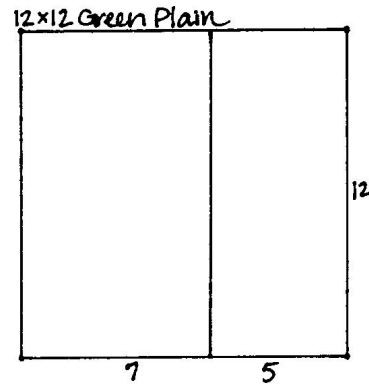


Layout #5 and #6



- 12x12 Mint Print (LB)
- 12x12 Dark Coral Print (RB)
- 12x12 Green Plain
- 8.5x11 Coral Translucent Plain
- (2) Black Record Die Cuts
- Stickers

1. Trim the 12x12 Green Plain at 7".



2. Cut the 8.5x11 Coral Translucent Plain horizontally at 10.5 and 6.25". Trim the 6.25x8.5 horizontally at 4.25". Cut the 4.25x8.5 horizontally at 6.25".

