



# Assembly Line Scrapbooking

## Club Scrap® Special Edition Bird's Nest

### Materials:

- (2) 12x12 Be Still Brown Plain
- (3) 12x12 Haberdashery Dark Green Plain
- (2) 12x12 Asian Artisan Green Frost Print
- (2) 12x12 CS® Basics Kraft Plain
- (2) 8.5x11 CS® Basics Kraft Plain
- (2) 8.5x11 Be Still Brown Plain
- 8.5x11 Asian Artisan Cream Mirror Frost Print
- 8.5x11 Asian Artisan Green Frost Print
- 8.5x11 Haberdashery Dark Green Plain
- Asian Artisan Overlay Stencil

### Tools:

- 12" Paper Trimmer
- 3x13" CS Grid Ruler
- Adhesive
- Stylus Tool w/Blender Tips
- CS® Leaf and Earth Ink
- Scissors

### *Fraction to Decimal Conversions*


$1/8" = .125"$     $1/2" = .5"$     $7/8" = .875"$

$1/4" = .25"$     $5/8" = .625"$

$3/8" = .375"$     $3/4" = .75"$

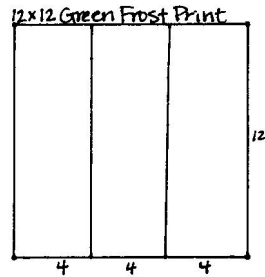


**Layout #1 and #2**

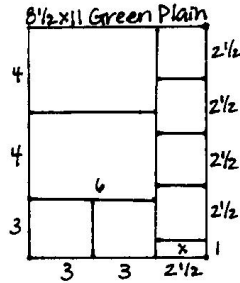


- 12x12 Brown Plain (LB)
- 12x12 Green Plain (RB)
- 12x12 Green Frost Print
- 8.5x11 Green Plain
- 8.5x11 Brown Plain

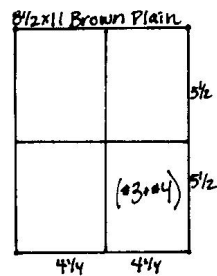
1. Trim the 12x12 Green Frost Print at 8 and 4".



2. Cut the 8.5x11 Green Plain vertically at 6". Trim the 6x11 horizontally at 8 and 4'. Cut the 3x6 horizontally at 3". Trim the 2.5x11 horizontally at 10, 7.5, 5, and 2.5".



3. Cut the 8.5x11 Brown Plain vertically at 4.25". Trim each 4.25x11 horizontally at 5.5".

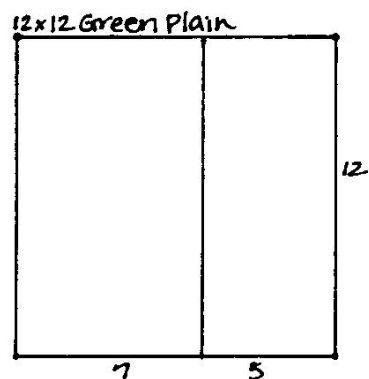


Layout #3 and #4

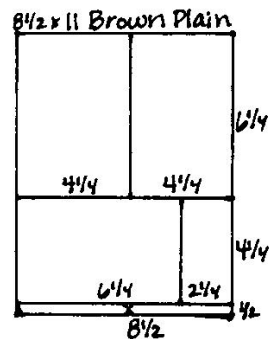


- 12x12 Kraft Plain (LB)
- 12x12 Brown Plain (RB)
- 12x12 Green Plain
- 8.5x11 Cream Mirror Frost Print
- 8.5x11 Brown Plain
- 4.25x5.5 Brown Plain (From #1 and #2)
- Stencil


1. Trim the 12x12 Green Plain at 7".



2. Cut the 8.5x11 Brown Plain horizontally at 10.5 and 6.25". Trim the 6.25x8.5 horizontally at 4.25". Cut the 4.25x8.5 horizontally at 6.25".

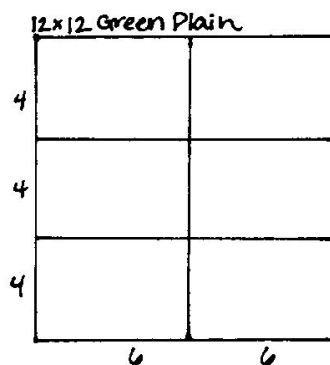


Layout #5 and #6



- 12x12 Kraft Plain (LB)
- 12x12 Green Frost Print (RB)
- 12x12 Green Plain
- 8.5x11 Green Frost Print
- (2) 8.5x11 Kraft Plain
- Stencil

1. Trim the 12x12 Green Plain at 6". Cut each 6x12 horizontally at 8 and 4".



2. Cut both 8.5x11 Kraft Plain horizontally at 10.5 and 6.25". Trim the 6.25x8.5 horizontally at 4.25". Cut the 4.25x8.5 horizontally at 6.25".

