



Assembly Line Scrapbooking

Club Scrap® Sales Team Special Edition Grape Soda

Materials:

- (3) 12x12 CS® Basics Black Plain
- (2) 12x12 Retreat White Print
- (4) 12x12 Science Amethyst Print
- 12x12 CS® Basics White Plain
- (3) 8.5x11 Science Black Crepe Print
- (2) 8.5x11.5 Retro Dark Raspberry Plain
- (3) 8.5x11 CS® Basics White Plain
- Alpha Stickers

Tools:

- 12" Paper Trimmer
- 3x13" CS Grid Ruler
- Adhesive
- Scissors

Fraction to Decimal Conversions

$1/8" = .125"$ $1/2" = .5"$ $7/8" = .875"$

$1/4" = .25"$ $5/8" = .625"$

$3/8" = .375"$ $3/4" = .75"$

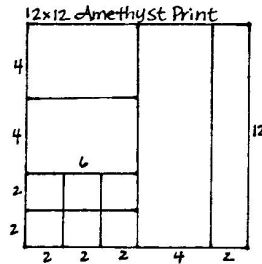


Layout #1 and #2

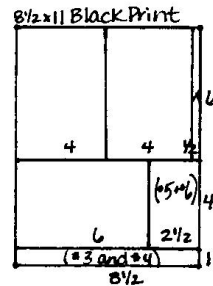


- 12x12 Black Plain (LB)
- 12x12 White Plain (RB)
- 12x12 Amethyst Print
- (2) 8.5x11 Black Crepe Print
- 8.5x11 White Plain

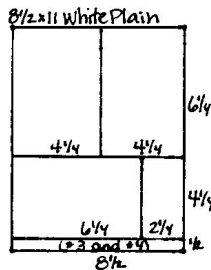
- Trim the 12x12 Amethyst Print at 10 and 6". Cut the 6x12 horizontally at 10, 8, and 4". Trim both 2x6 horizontally at 4 and 2".




- Cut the 8.5x11 Black Print horizontally at 10 and 6". Trim the 6x8.5 horizontally at 8 and 4". Cut the 4x8.5 horizontally at 6".



- Trim the 8.5x11 White Plain horizontally at 10.5 and 6.25". Cut the 6.25x8.5 horizontally at 4.25". Trim the 4.25x8.5 horizontally at 6.25".

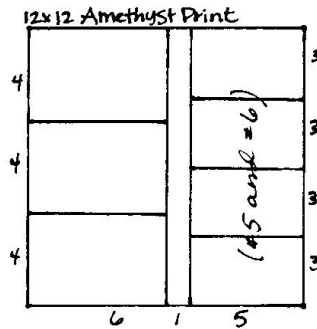


Layout #3 and #4

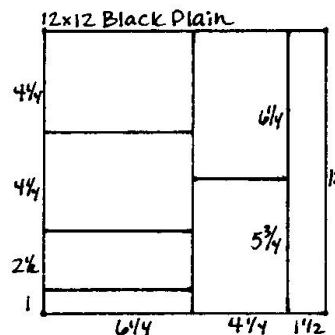


- 12x12 White Print (LB)
- (2) 12x12 Amethyst Print (RB)
- 12x12 Black Plain
- 8.5x11.5 Dark Raspberry Plain
- 8.5x11 White Plain
- 1x8.5 Black Crepe Print (From #1 and #2)
- .5x8.5 White Plain (From #1 and #2)

1. Trim one 12x12 Amethyst Print at 7 and 6". Cut the 6x12 horizontally at 8 and 4". Trim the 5x12 horizontally at 9, 6, and 3".



2. Cut the 12x12 Black Plain at 10.5 and 6.25". Trim the 6.25x12 horizontally at 11, 8.5, and 4.25". Cut the 4.25x12 horizontally at 6.25".

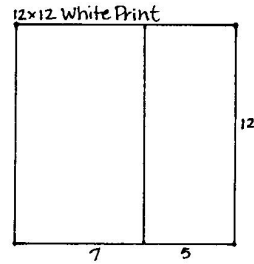


Layout #5 and #6

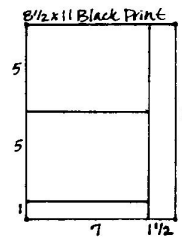


- 12x12 Amethyst Print (LB)
- 12x12 Black Plain (RB)
- 12x12 Retreat White Print
- 8.5x11.5 Dark Raspberry Plain
- 8.5x11 Black Crepe Print
- 8.5x11 White Plain
- 2.5x4 Black Crepe Print (From #1 and #2)

1. Trim the 12x12 White Print at 7".



2. Cut the 8.5x11 Black Print vertically at 7". Trim the 7x11 horizontally at 10 and 5".



3. Trim the 8.5x11 White Plain horizontally at 10.5 and 6.25". Cut the 6.25x8.5 horizontally at 4.25". Trim the 4.25x8.5 horizontally at 6.25".

