



Assembly Line Scrapbooking

Club Scrap® FFC Special Edition Fraternity

Materials:

- (2) 12x12 Private Eye Green Plain
- (3) 12x12 Pure and Simple White Translucent
- (2) 12x12 Cyprus Dark Blue Plain
- 12x12 Apothecary Light Grey Plain
- 12x12 Apothecary Dark Grey Plain
- (3) 8.5x11 Cyprus Light Blue Print
- (2) 8.5x11 Cyprus Dark Blue Plain
- (2) 8.5x11 Apothecary Dark Grey Plain
- (2) 8.5x11 Private Eye Green Plain
- 8.5x11 Apothecary Light Grey Print
- 8.5x11 Hearth and Home Very Dark Grey Plain

Tools:

- 12" Paper Trimmer
- 3x13" CS Grid Ruler
- Adhesive
- Scissors

Fraction to Decimal Conversions


$1/8" = .125"$ $1/2" = .5"$ $7/8" = .875"$

$1/4" = .25"$ $5/8" = .625"$

$3/8" = .375"$ $3/4" = .75"$

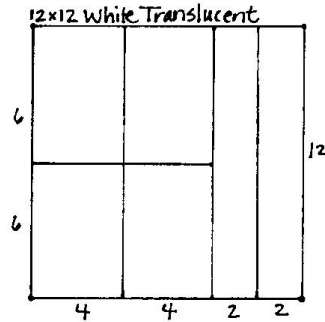


Layout #1 and #2

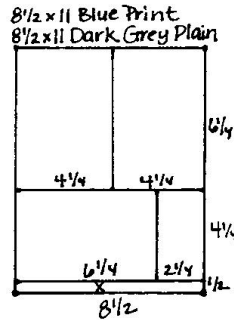


- 12x12 Green Plain (Left Base)
- 12x12 Dark Grey Plain (Right Base)
- 12x12 White Translucent
- 8.5x11 Dark Grey Plain
- 8.5x11 Light Blue Print
- 8.5x11 Dark Blue Plain
- 8.5x11 Green Plain


1. Trim the 12x12 White Translucent Plain at 10, 8, and 4". Cut each 4x12 horizontally at 6".



2. Cut the 8.5x11 Dark Grey Plain horizontally at 10.5 and 6.25". Trim the 6.25x8.5 horizontally at 4.25". Cut the 4.25x8.5 horizontally at 6.25". Repeat the same steps with the 8.5x11 Blue Print.

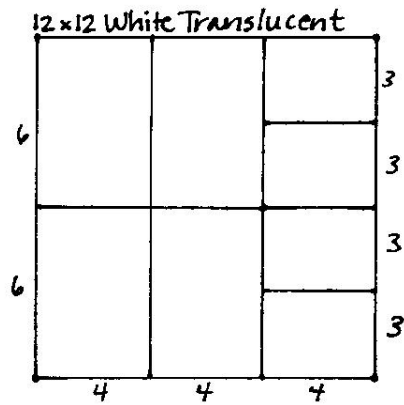


Layout #3 and #4

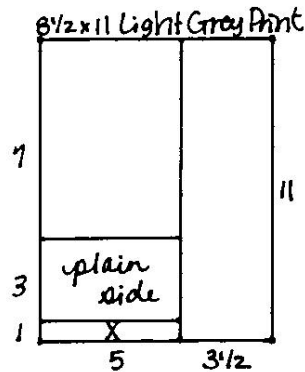


- 12x12 Light Grey Plain (Left Base)
- 12x12 Dark Blue Plain (Right Base)
- 12x12 White Translucent
- 8.5x11 Light Grey Print
- 8.5x11 Dark Blue Print
- 8.5x11 Dark Grey Plain
- 8.5x11 Very Dark Grey Plain

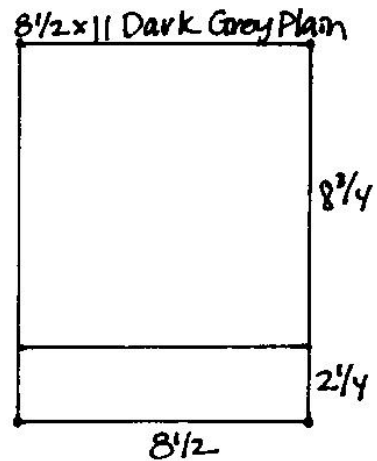
1. Trim the 12x12 White Translucent at 8 and 4". Cut two 4x12 horizontally at 6". Trim last 4x12 horizontally at 9, 6, and 3".



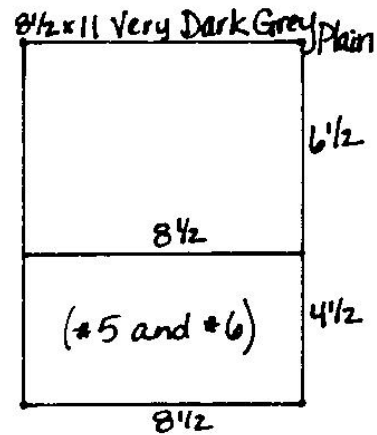
2. Cut the 8.5x11 Light Grey Print vertically at 5". Trim the 5x11 horizontally at 10 and 7".



3. Trim the 8.5x11 Dark Grey Plain horizontally at 8.75".



4. Cut the 8.5x11 Very Dark Grey Plain horizontally at 6.5".

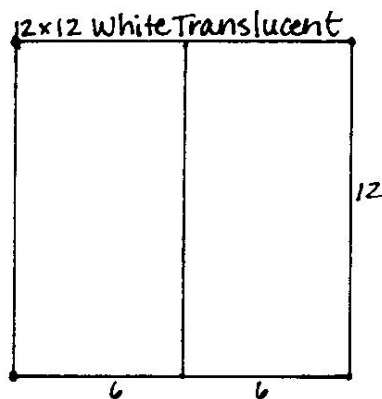


Layout #5 and #6

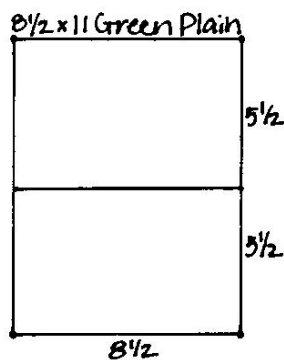


- 12x12 Dark Blue Plain (Left Base)
- 12x12 Green Plain (Right Base)
- 12x12 White Translucent
- 8.5x11 Light Blue Print
- 8.5x11 Dark Blue Plain
- 8.5x11 Green Plain
- 4.5x8.5 Very Dark Grey Plain

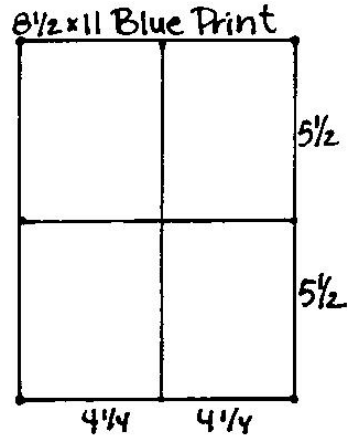
1. Trim the 12x12 White Translucent Plain at 6".



2. Cut the 8.5x11 Green Plain horizontally at 5.5".



3. Trim the 8.5x11 Light Blue Print vertically at 4.25". Cut each 4.25x11 horizontally at 5.5".



4. Cut the 8.5x11 Dark Blue Plain horizontally at 10.5 and 6.25". Trim the 6.25x8.5 horizontally at 4.25". Cut the 4.25x8.5 horizontally at 6.25".

