

Assembly Line Scrapbooking

Club Scrap® FFC Special Edition Day Spa

Materials:

- (2) 12x12 Wild, Wild West Grey Print
- (2) 12x12 Cyprus Light Blue Print
- 12x12 Solstice White Plain
- 12x12 Asian Artisan White Framed Print
- 12x12 Cyprus Taupe Print
- (2) 8.5x11 Blue Frost Print
- (2) 8.5x11 Hearth and Home Dark Grey Right Print
- (2) 8.5x11 Cyprus Taupe Plain
- (2) 8.5x11 Cyprus Blue Plain
- 8.5x11 Solstice White Glossy Plain
- Cyprus Fiber Pack

Tools:

- 12" Paper Trimmer
- 3x13" CS Grid Ruler
- Adhesive
- Scissors
- Tape

Fraction to Decimal Conversions


$1/8" = .125"$ $1/2" = .5"$ $7/8" = .875"$

$1/4" = .25"$ $5/8" = .625"$

$3/8" = .375"$ $3/4" = .75"$



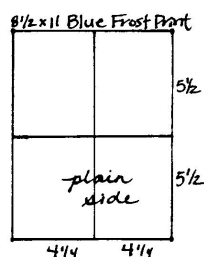
Layout #1 and #2



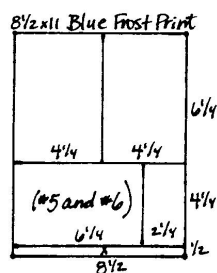
- 12x12 Grey Print
- 12x12 White Plain
- (2) 8.5x11 Blue Frost Print
- 8.5x11 Dark Grey Right Print

- 8.5x11 Taupe Plain
- 8.5x11 Blue Plain
- Blue Sheer Ribbon

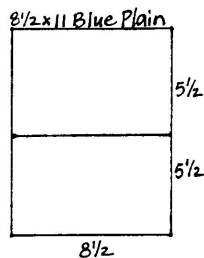
1. Trim one 8.5x11 Blue Frost Print vertically at 4.25". Cut each 4.25x11 horizontally at 5.5".



2. Cut one 8.5x11 Blue Frost Print horizontally at 10.5 and 6.25". Trim the 6.25x8.5 horizontally at 4.25". Cut the 4.25x8.5 horizontally at 6.25".



3. Trim the 8.5x11 Blue horizontally at half at 5.5".

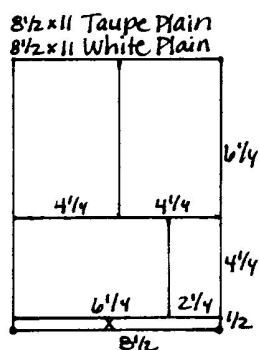


Layout #3 and #4



- 12x12 White Framed Print
- 12x12 Light Blue Print
- 8.5x11 White Glossy Plain
- 8.5x11 Taupe Plain
- Blue Sheer Ribbon

1. Trim the 8.5x11 White Glossy Plain horizontally at 10.5 and 6.25". Cut the 6.25x8.5 horizontally at 4.25". Trim the 4.25x8.5 horizontally at 6.25". Repeat the same step with the 8.5x11 Taupe Plain.

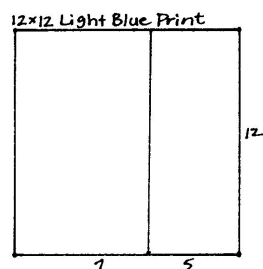


Layout #5 and #6

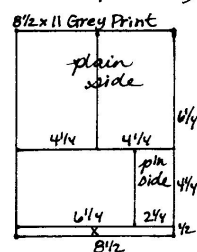


- 12x12 Taupe Print
- 12x12 Grey Print
- 12x12 Light Blue Print
- 8.5x11 Blue Plain
- 8.5x11 Grey Right Print
- 4.25x6.25 Blue Frost Print (From Layout #1 and #2)
- Brown Fiber

1. Trim the 12x12 Light Blue Print at 7”.



2. Cut the 8.5x11 Grey Print horizontally at 10.5 and 6.25”. Trim the 6.25x8.5 horizontally at 4.25”. Cut the 4.25x8.5 horizontally at 6.25”.



3. Trim the 8.5x11 Blue Plain vertically at 4.25”. Cut each 4.25x11 horizontally at 5.5”.

