



Assembly Line ~ Scrapbooking

Club Scrap® Sales Team Special Edition Cranberry Bog

Materials:

- (4) 12x12 Kraft Plain
- (2) 12x12 Ivory Plain
- 12x12 *Apothecary Wine* Print
- 12x12 *Apothecary Wine* Plain
- 12x12 *Henna Ivory* Print
- (2) 8.5x11 *English Garden* Brown Print
- (2) 8.5x11 *Apothecary Wine* Plain
- 8.5x11 Ivory Plain
- 8.5x11 Kraft Plain
- Textiles and Notions* Cloth Stickers

Tools:

- 12" Paper Trimmer
- 3x13" CS Grid Ruler
- Adhesive
- Scissors

Fraction to Decimal Conversions


$1/8" = .125"$ $1/2" = .5"$ $7/8" = .875"$

$1/4" = .25"$ $5/8" = .625"$

$3/8" = .375"$ $3/4" = .75"$

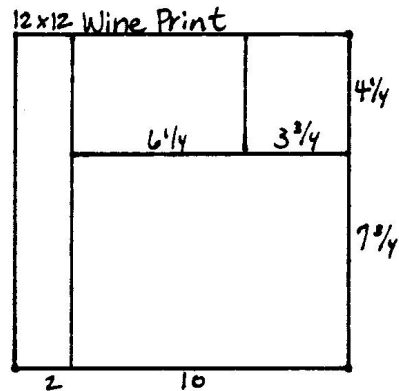


Layout #1 and #2

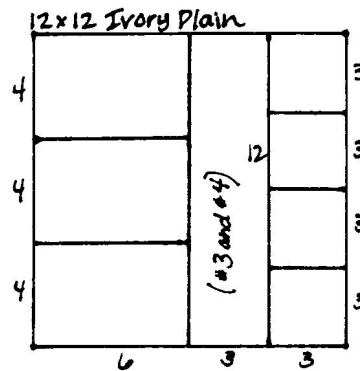


- Kraft Plain (LB & RB)
- 12x12 Wine Print
- 12x12 Ivory Plain
- Cloth Stickers


1. Trim the 12x12 Wine Print at 2". Cut the 10x12 horizontally at 7.75". Trim the 4.25x10 horizontally at 6.25".



2. Cut the 12x12 Ivory Plain at 9 and 6". Cut the 6x12 horizontally at 8 and 4". Trim one 3x12 horizontally at 9, 6, and 3".

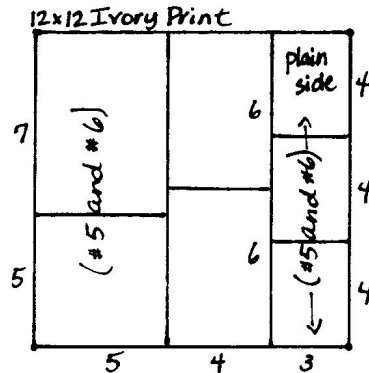


Layout #3 and #4

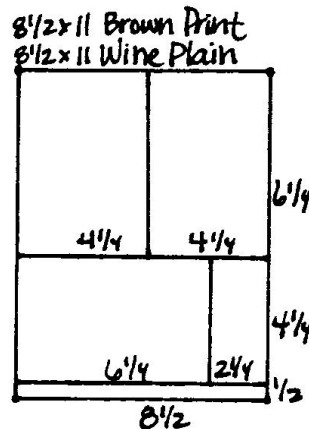


- 12x12 Ivory Plain (LB)
- 12x12 Kraft Plain (RB)
- 12x12 Ivory Print
- 8.5x11 Brown Print
- 8.5x11 Wine Plain
- 8.5x11 Kraft Plain
- 3x12 Ivory Plain (From #1-2)
- Cloth Stickers


1. Trim the 12x12 Ivory Print at 9 and 5". Cut the 5x12 horizontally at 7". Trim the 4x12 horizontally at 6". Cut the 3x12 horizontally at 8 and 4".



2. Cut the 8.5x11 Brown Print horizontally at 10.5 and 6.25". Trim the 6.25x8.5 horizontally at 4.25". Cut the 4.25x8.5 horizontally at 6.25". Repeat the same steps and trim the 8.5x11 Wine Plain.

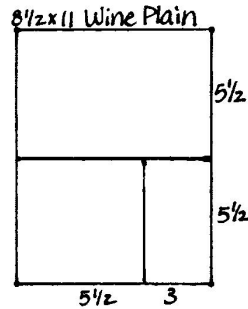


Layout #5 and #6



- 12x12 Kraft Plain (LB)
- 12x12 Wine Plain (RB)
- 8.5x11 Brown Print
- 8.5x11 Wine Plain
- 8.5x11 Ivory Plain
- 5x7 Ivory Print (From #3-4)
- 5x5 Ivory Print (From #3-4)
- (3) 3x4 Ivory Print (From #3-4)
- .5x8.5 Brown Print (From #3-4)
- Cloth Stickers

1. Trim the 8.5x11 Wine Plain horizontally at 5.5". Cut one 5.5x8.5 horizontally at 5.5".



2. Cut the 8.5x11 Ivory Plain horizontally at 10.5 and 6.25". Trim the 6.25x8.5 horizontally at 4.25". Cut the 4.25x8.5 horizontally at 6.25".

