



Assembly Line Scrapbooking

Club Scrap® Sales Team Special Edition Atlas

Materials:

- (2) 12x12 Arts & Crafts Blue Plain
- (2) 12x12 Textiles & Notions Purple Print (Plain Side)
- 12x12 Destinations White Print
- 12x12 Destinations White Plain
- (2) 12x12 Destinations Moss Plain
- 12x12 Destinations Lavender Print
- (2) 8.5x11 Destinations Moss Plain
- 8.5x11 Destinations Slate Print
- 8.5x11 Destinations White Plain
- 8.5x11 Destinations White Print
- Distressing Tool

Tools:

- 12" Paper Trimmer
- 3x13" CS Grid Ruler
- Adhesive
- Scissors

Fraction to Decimal Conversions


$1/8" = .125"$ $1/2" = .5"$ $7/8" = .875"$

$1/4" = .25"$ $5/8" = .625"$

$3/8" = .375"$ $3/4" = .75"$

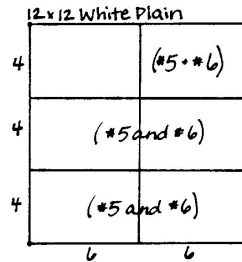


Layout #1 and #2

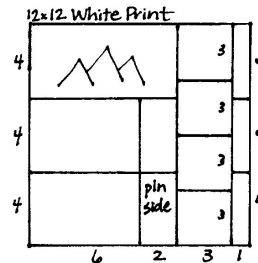


- 12x12 Blue Plain (LB)
- 12x12 Purple Print (RB)
- 12x12 White Print
- 12x12 White Plain
- 8.5x11 Moss Plain

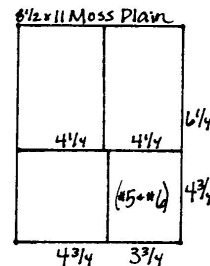
- Trim the 12x12 White Plain at 6". Cut each 6x12 horizontally at 8 and 4".




- Rotate the 12x12 White Print so the buildings are at the top; cut at 11 and 8". Trim the 8x12 horizontally at 8 and 4". Cut two of the 4x8 horizontally at 6". Trim the 3x12 horizontally at 9, 6, and 3". Cut the 1x12 horizontally at 8 and 4".



- Trim the 8.5x11 Moss Plain horizontally at 6.25". Cut the 6.25x8.5 horizontally at 4.25". Trim the 4.75x8.5 horizontally at 4.75".

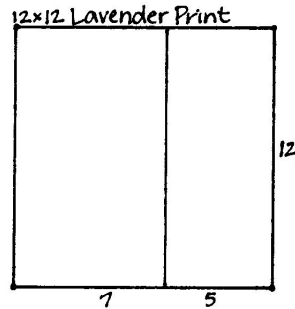


Layout #3 and #4

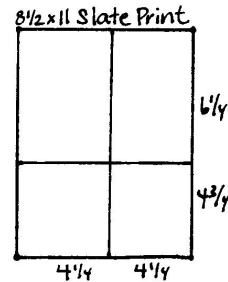


- 12x12 Moss Plain (LB)
- 12x12 Blue Plain (RB)
- 12x12 Lavender Print
- 8.5x11 Slate Print
- 8.5x11 Moss Plain
- 8.5x11 White Plain

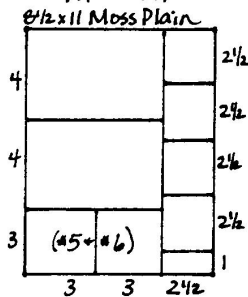
1. Trim the 12x12 Lavender Print at 7".



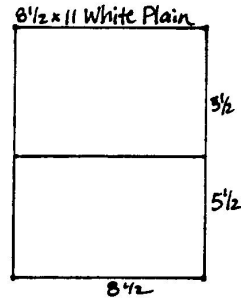
2. Cut the 8.5x11 Slate Print vertically at 4.25". Trim each 4.25x11 horizontally at 6.25".



3. Trim the 8.5x11 Moss Plain vertically at 6". Cut the 6x11 horizontally at 8 and 4". Trim the 3x6 horizontally at 3". Cut the 2.5x11 horizontally at 10, 7.5, 5, and 2.5".



- Cut the 8.5x11 White Plain horizontally at 5.5".



Layout #5 and #6



- 12x12 Purple Print (LB)
- 12x12 Green Plain (RB)
- 8.5x11 White Print
- (5) 4x6 White Plain (From #1-2)
- 3.75x4.75 Moss Plain (From #1-2)
- (2) 3x3 Moss Plain (From #3-4)

- Trim the 8.5x11 White Print vertically at 4.25".
Cut one 4.25x11 horizontally at 5.5".

