

# Assembly Line Scrapbooking

## Club Scrap® *Special Edition* American Dream

### Materials:

- *American Dream* Collection
  - (2) 12x12 *Dream* Black Prints
  - (2) 12x12 *Scholarship* Metallic Red Plains
  - (2) 12x12 *Scholarship* Light Blue Plains
  - (3) 12x12 *Expressions* Grey Plains
  - (2) 8.5x11 *Scholarship* Metallic Red Plains
  - (4) 8.5x11 *Freedom* Translucent Foil Prints
  - 8.5x11 *Scholarship* Light Blue Plain
  - (2) *Solstice* Cutouts

### Tools and Supplies:

- 12" Paper Trimmer
- Adhesive
- 3x13" CS® Grid Ruler

### Measurement Conversions:

.25 =  $\frac{1}{4}$ "

.5 =  $\frac{1}{2}$ "

.75 =  $\frac{3}{4}$ "

LB = Left Base Paper

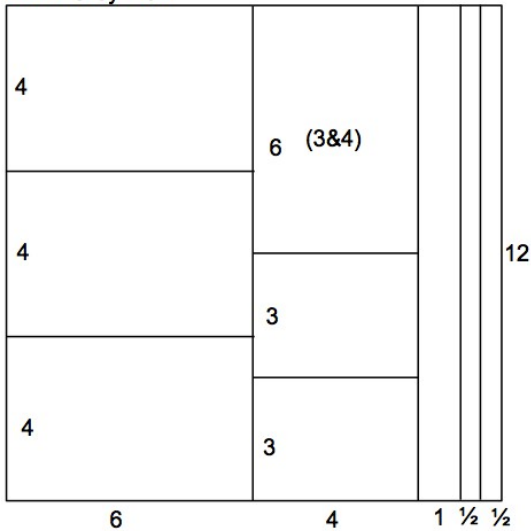
RB = Right Base Paper

Layout 1 & 2

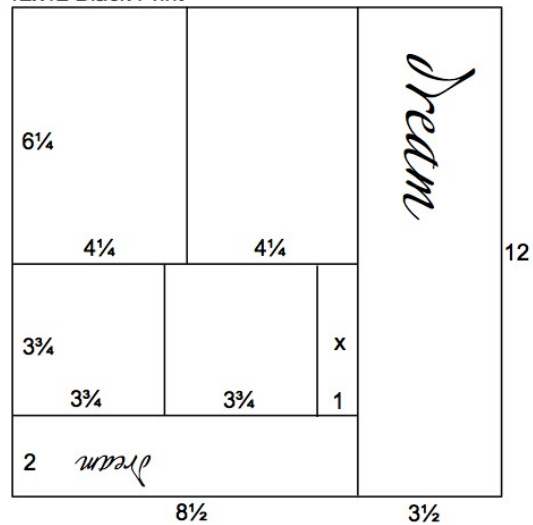


- (2) 12x12 Metallic Red Plain (LB & RB)
  - 12x12 Black Print
  - 12x12 Grey Plain
  - 8.5x11 Translucent Foil Print
  - White Cutout
1. Trim the 12x12 Grey Plain at 11.5, 11, 10 and 6". Cut the 6x12 horizontally at 8 and 4". Trim the 4x12 horizontally at 9 and 6".
  2. Cut the 12x12 Black Print at 8.5" Trim the 8.5x12 horizontally at 10 and 6.25". Cut the 6.25x8.5 horizontally at 4.25". Trim the 3.75x8.5 horizontally at 7.5 and 3.75".

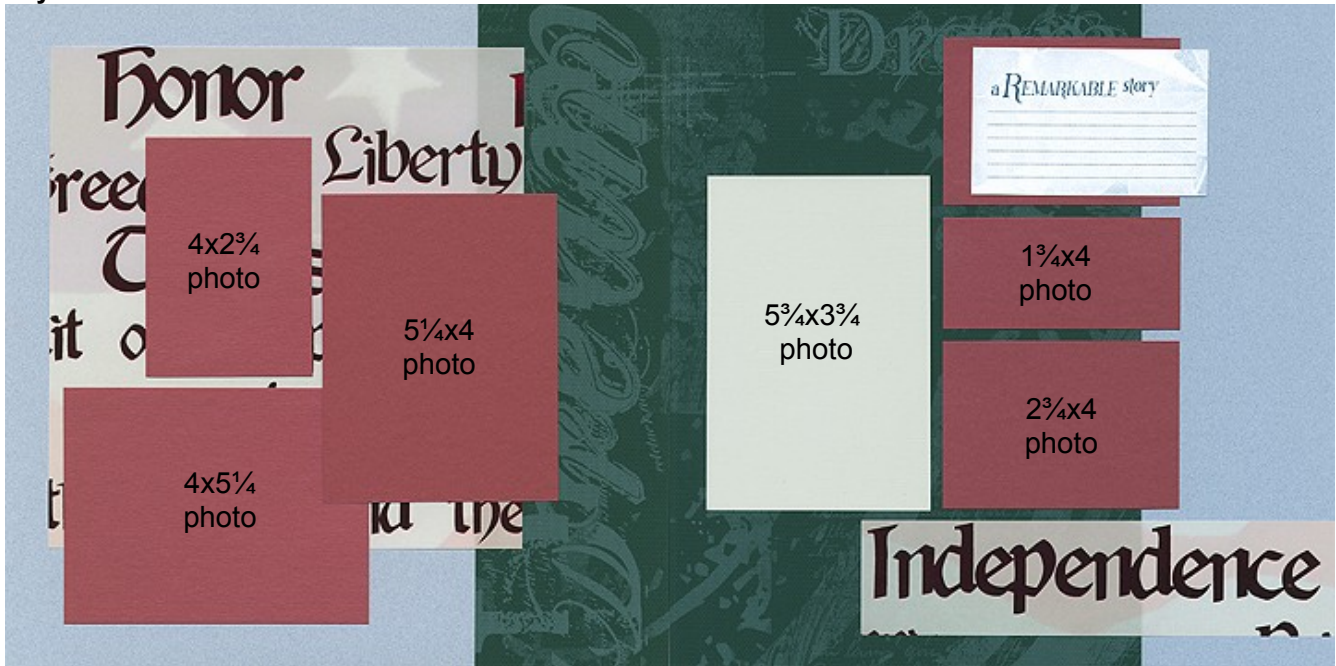
12x12 Grey Plain



12x12 Black Print

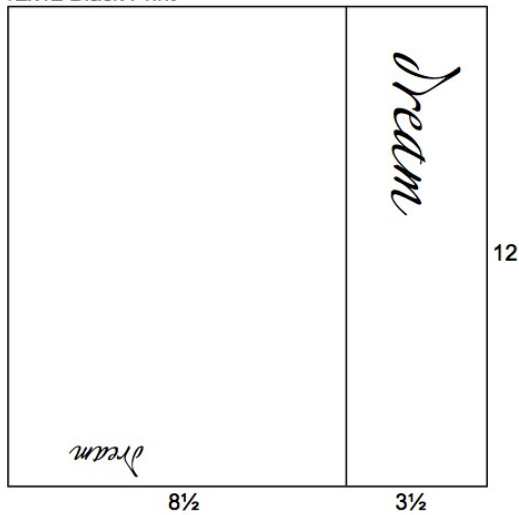


Layout 3 & 4




- (2) 12x12 Light Blue Plain (LB & RB)
  - 12x12 Black Print
  - 8.5x11 Metallic Red Plain
  - 8.5x11 Translucent Foil Print
  - 4x6 Grey Plain (From 1&2)
  - White Cutout
1. Trim the 12x12 Black Print at 8.5".
  2. Cut the 8.5x11 Foil Print horizontally at 9".
  3. Trim the 8.5x11 Red Plain vertically at 4.25". Cut one 4.25x11 horizontally at 5.5". Trim the remaining 4.25x11 horizontally at 9, 6 and 3".

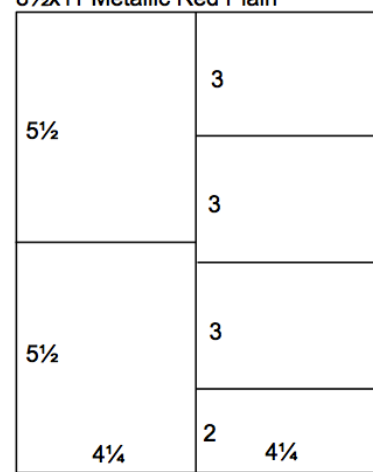
12x12 Black Print



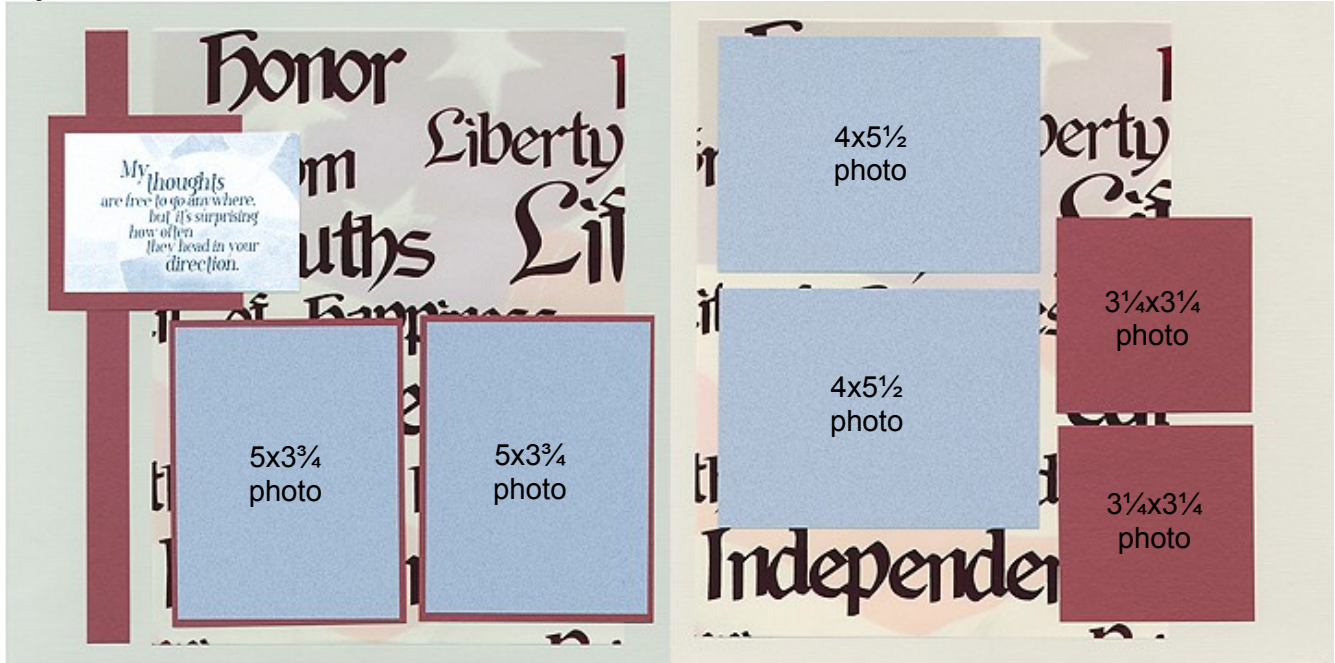
8 1/2 x 11 Translucent Foil Print



8 1/2 x 11 Metallic Red Plain



Layout 5 & 6




- (2) 12x12 Grey Plains (LB & RB)
- (2) 8.5x11 Translucent Foil Prints
- 8.5x11 Metallic Red Plain

- 8.5x11 Light Blue Plain
- White Cutout

1. Trim the 8.5x11 Metallic Red Plain vertically at 7.75 and 4.25". Cut the 4.25x11 horizontally at 5.5". Trim the 3.5x11 horizontally at 10.5, 7, and 3.5".
2. Cut the 8.5x11 Blue Plain horizontally at 5.75". Trim the 5.75x8.5 horizontally at 4.25". Cut the 5.25x8.5 horizontally at 8 and 4".

8 1/2 x 11 Metallic Red Plain



8 1/2 x 11 Light Blue Plain

