



Assembly Line Scrapbooking

Club Scrap® Sales Team Special Edition *Amaryllis*

Materials:

- (4) 12x12 *Gratitude* Duplex Plain
- (2) 12x12 *Expressions* Black Print
- 12x12 *A Study in Red* Red Plain
- 12x12 *Gratitude* Ivory Plain
- 12x12 *Gratitude* Dark Grey Plain
- (2) 8.5x11 *A Study in Red* Red Plain
- (2) 8.5x11 *Gratitude* Black Plain
- (2) 8.5x11 *Gratitude* Handmade Red
- 8.5x11 *Gratitude* Duplex Print
- A Study in Red* Stickers

Tools:

- 12" Paper Trimmer
- 3x13" CS Grid Ruler
- Adhesive
- Scissors

Fraction to Decimal Conversions


$1/8" = .125"$ $1/2" = .5"$ $7/8" = .875"$

$1/4" = .25"$ $5/8" = .625"$

$3/8" = .375"$ $3/4" = .75"$



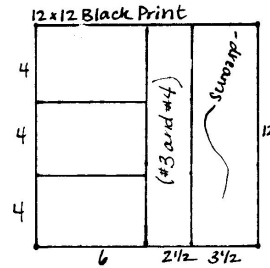
Layout #1 and #2



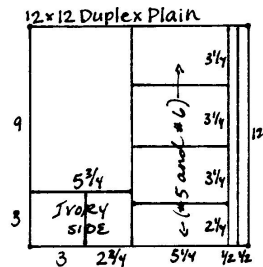
- 12x12 Red Plain (LB)
- 12x12 Ivory Plain (RB)
- 12x12 Duplex Plain

- 12x12 Black Print
- 8.5x11 Handmade Red

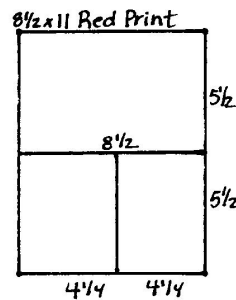
1. Trim the 12x12 Black Print, with the "the best dreams..." on the right side of the page, at 8.5 and 6". Cut the 6x12 horizontally at 8 and 4".




2. Cut the 12x12 Duplex Plain at 11.5, 11, and 5.75". Trim the 5.75x12 horizontally at 9". Cut the 3x5.75 horizontally at 3". Trim the 5.25x12 horizontally at 9.75, 6.5, and 3.25".



3. Trim the 8.5x11 Handmade Red horizontally at 5.5". Cut one 5.5x8.5 horizontally at 4.25".

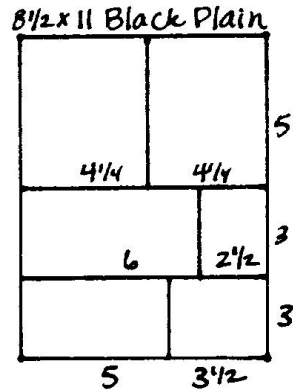


Layout #3 and #4

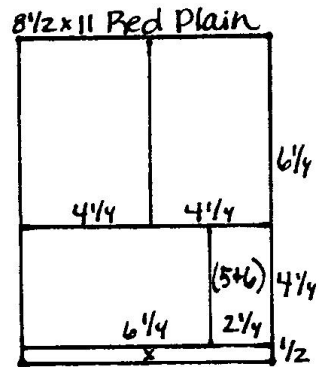


- 12x12 Duplex Plain (LB)
- 12x12 Grey Plain (RB)
- 8.5x11 Duplex Print
- (2) 8.5x11 Red Plain
- 8.5x11 Black Plain
- 2.5x12 Black Print (From #1-2)
- Alpha Stickers


1. Trim the 8.5x11 Black Plain horizontally at 8 and 5". Cut the 5x8.5 horizontally at 4.25". Trim one 3x8.5 horizontally at 6". Cut the other 3x8.5 horizontally at 5".



2. Cut one 8.5x11 Red Plain horizontally at 10.5 and 6.25". Trim the 6.25x8.5 horizontally at 4.25". Cut the 4.25x8.5 horizontally at 6.25".



Layout #5 and #6



- (2) 12x12 Duplex Plain (LB)
- 12x12 Black Print (RB)
- 8.5x11 Handmade Red
- 8.5x11 Black Plain

- (3) 3.25x5.25 Duplex Plain (From #1-2)
- 2.25x5.25 Duplex Plain (From #1-2)
- 2.25x4.25 Red (From #3-4)

1. Trim the 12x12 Ivory side of the Duplex Plain at 9 and 6". Cut the 6x12 horizontally at 8 and 4".

