



ASSEMBLY LINE SCRAPBOOKING

Club Scrap® Sales Team Special Edition All-Star

Materials:

- (2) 12x12 Varsity Green Print
- (2) 12x12 Concrete Jungle Dark Blue Plain
- (2) 12x12 Private Eye Brown Plain
- 12x12 Varsity Light Blue Print
- (6) 8.5x11 Varsity Tan Print
- 8.5x11 Concrete Jungle Light Blue Plain
- 8.5x11 Concrete Jungle Dark Blue Plain
- 8.5x11 Varsity Right Light Blue Print
- 8.5x11 Varsity Left Light Blue Print
- 8.5x11 Poetic Blue Plain
- Varsity Stickers

Tools:

- 12" Paper Trimmer
- 3x13" CS Grid Ruler
- Adhesive
- Scissors

Fraction to Decimal Conversions


$1/8" = .125"$ $1/2" = .5"$ $7/8" = .875"$

$1/4" = .25"$ $5/8" = .625"$

$3/8" = .375"$ $3/4" = .75"$

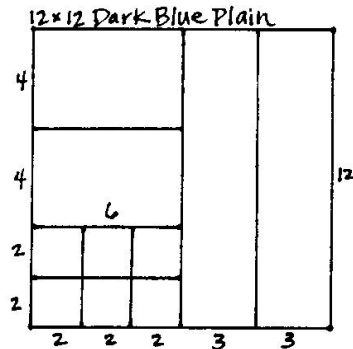


Layout #1 and #2

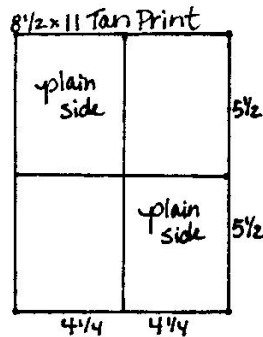


- 12x12 Green Print (LB)
- 12x12 Light Blue Print (RB)
- 12x12 Dark Blue Plain
- (2) 8.5x11 Tan Print
- Varsity Stickers


1. Trim the 12x12 Dark Blue Plain at 9 and 6". Cut the 6x12 horizontally at 10, 8, and 4". Cut one 4x6 vertically at 2". Trim each 2x6 horizontally at 4 and 2".



2. Cut one 8.5x11 Tan Print vertically at 4.25". Trim each 4.25x11 horizontally at 5.5".



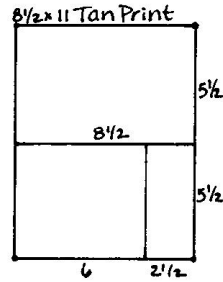
Layout #3 and #4



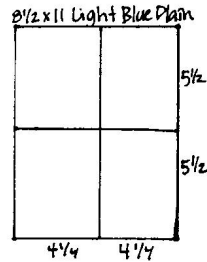
- 12x12 Dark Blue Plain (LB)
- 12x12 Brown Plain (RB)
- (2) 8.5x11 Tan Print

- 8.5x11 Light Blue Plain
- 8.5x11 Dark Blue Plain

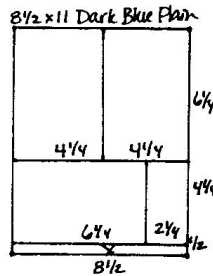
1. Trim one 8.5x11 Tan Print horizontally at 5.5". Cut one 5.5x8.5 horizontally at 6".




2. Cut the 8.5x11 Light Blue Plain vertically at 4.25". Trim each 4.25x11 horizontally at 5.5".



3. Trim the 8.5x11 Dark Blue Plain horizontally at 10.5 and 6.25". Cut the 6.25x8.5 horizontally at 4.25". Trim the 4.25x8.5 horizontally at 6.25".

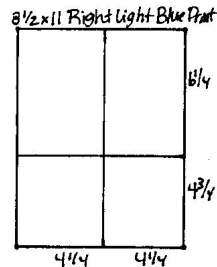


Layout #5 and #6

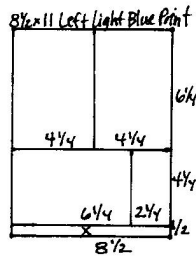


- 12x12 Brown Plain (LB)
- 12x12 Green Print (RB)
- (2) 8.5x11 Tan Print
- 8.5x11 Right Light Blue Print
- 8.5x11 Left Light Blue Print
- 8.5x11 Blue Plain

1. Trim the 8.5x11 Right Light Blue Print vertically at 4.25". Cut each 4.25x11 horizontally at 6.25".



2. Cut the 8.5x11 Left Light Blue Print horizontally at 10.5 and 6.25". Trim the 6.25x8.5 horizontally at 4.25". Cut the 4.25x8.5 horizontally at 6.25".



3. Trim the 8.5x11 Tan Print horizontally at 10 and 6". Cut the 6x8.5 horizontally at 8 and 4". Trim the 4x8.5 horizontally at 6".

