

Assembly Line Scrapbooking

Special Edition Club Scrap®

Cats

Materials:

- Cats CS® Special Edition Collection

Tools:

- 12" Paper Trimmer
- 13" CS® Grid Ruler
- Adhesive
- Tape
- Scissors
- Cork Board
- Paper Piercing Tool
- Ink Applicator
- Corner Rounder
- Stapler w/staples
- CS® Earth Ink
- All That Jazz* CS® Brown Narrow Pinstripe Ribbon
- Scholarship* CS® Kraft Raffia
- Gratitude* CS® Jute Fiber
- (11) *Arts N' Crafts* CS® Antique Mini-Brads

Fraction to Decimal Conversions

$1/8" = .125"$ $1/2" = .5"$ $7/8" = .875"$


$1/4" = .25"$ $5/8" = .625"$

$3/8" = .375"$ $3/4" = .75"$

Note: We have incorporated items from other kits to embellish these layouts. If you do not have all of these items, simply make a substitution or eliminate the step.

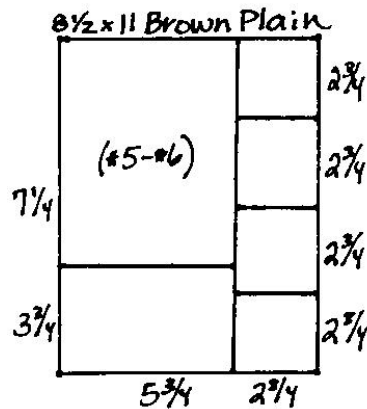


Layout #1 and #2




- 12x12 Tan Print (LB)
- 12x12 Leaf Plain (RB)
- 8.5x11 Brown Plain
- (2) 4.25x6.25 Tan Photo Mattes
- 4.25x6.25 Leaf Photo Matte
- Tan Die Cuts
- Brown Narrow Pinstripe Ribbon
- Kraft Raffia

1. Trim the 8.5x11 Brown Plain vertically at 5.75". Cut the 5.75x11 horizontally at 7.25". Trim the 2.75x11 horizontally at 8.25, 5.5, and 2.75".




Layout #3 and #4

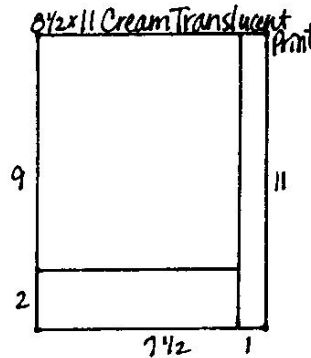


- (2) 12x12 Tomato Prints (LB & RB)
- (2) 8.5x11 Cream Translucent Prints
- (3) 4.25x6.25 Brown Photo Mattes
- 4.25x6.25 Tan Photo Matte
- Tan Die Cuts
- (3) Brass Brads
- Staple
- Jute Fiber
- Brown Narrow Pinstripe Ribbon

1. Trim one 8.5x11 Cream Translucent Print vertically at 6.25".



2. Cut the other 8.5x11 Cream Translucent Plain vertically at 7.5". Trim the 7.5x11 horizontally at 9".

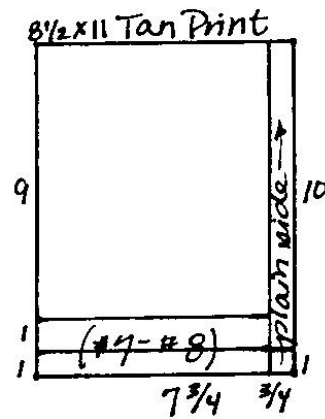


Layout #5 and #6




- 12x12 Brown Plain (LB)
- 12x12 Tan Print (RB)
- 8.5x11 Tan Print
- 5.75x7.25 Brown Plain (From #1-2)
- (3) 4.25x6.25 Cream Translucent Photo Mattes
- Tan Die Cuts
- Brown Narrow Pinstripe Ribbon

1. Trim the 8.5x11 Tan Print vertically at 7.75". Cut the 7.75x11 horizontally at 10 and 9". Trim the .75x11 horizontally at 10".



Layout #7 and #8



- 12x12 Leaf Plain (LB)
- 12x12 Brown Plain (RB)
- 8.5x11 Tan Print
- 8.5x11 Brown Plain
- (2) 4.25x6.25 Leaf Photo Mattes
- (2) 1x7.75 Tan Prints (Plain Side) (From #5-6)
- Tan Die Cuts
- (8) Antique Mini-Brads

1. Trim the 8.5x11 Tan Print horizontally at 10.75, 9.5, 8.25, and 5.5". Cut the 5.5x8.5 horizontally at 4.25". Trim the 2.75x8.5 horizontally at 8.25, 5.5, 2.75".

