



# Assembly Line Scrapbooking

## Special Edition Hops & Barley: Another Round

### Materials:

- Hops & Barley: Another Round CS® Special Edition Kit

### Tools and Supplies:

- 12" Paper Trimmer
- Adhesive
- Foam Adhesive
- Tape
- 3x14" CS® Grid Ruler
- Scissors
- Stapler and Staples
- 1" Circle Punch
- 3/5" Circle Die (Optional)
- CS® Earth Ink and Ink Applicator

### Measurement Conversions:

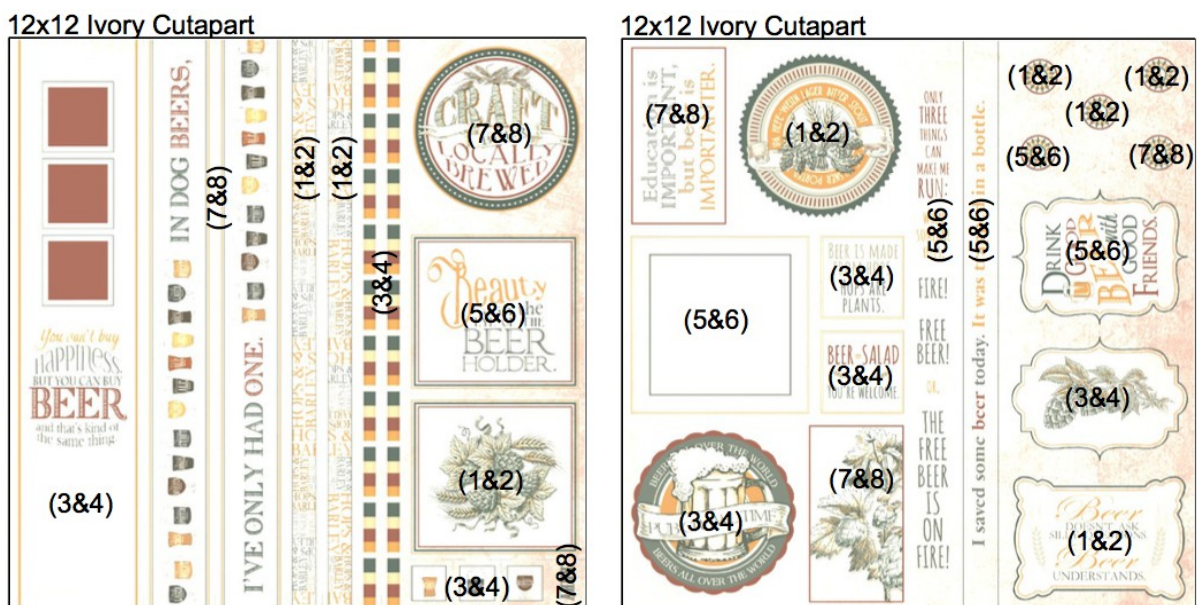
- .25 = 1/4"
- .5 = 1/2"
- .75 = 3/4"

LB = Left Base Page, RB = Right Base Page

### Preparation:

Trim the Ivory printed cutaparts into sections as indicated by the artwork. Punch the circles with a 1" punch. Cut the 3.5" circles with a circle cutter, die, or scissors. After trimming the papers and cutaparts according to the instructions, distribute the pieces to a pile designated for each double page spread as referenced in the diagram.

If you do not have an item to complete the layout as shown, simply omit or substitute the item.




**Paper Trimming Instructions**

**12x12 Ivory Print**




1. Place one Ivory Print into the trimmer with the stripes positioned horizontally and the wine color at right; trim at 7 and 4.5".

**12x12 Dk. Green Plain**



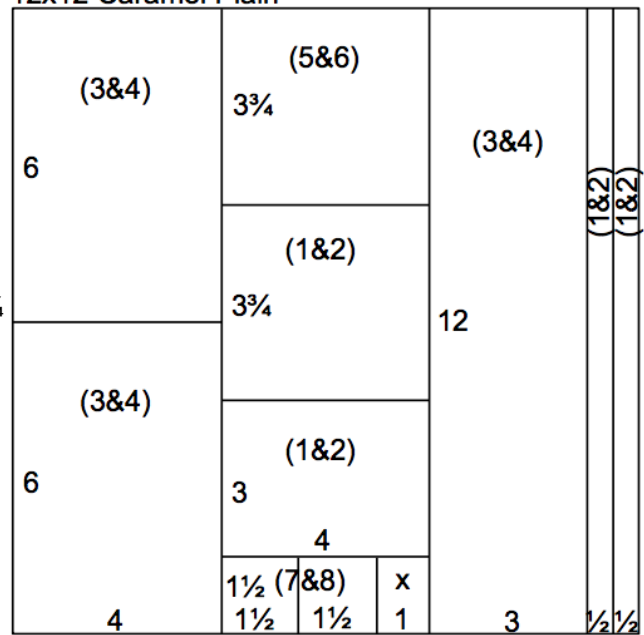
2. Trim one Dk. Green Plain at 11, 10, 8.75, 7.5 and 5.75". Cut the 5.75x12 horizontally at 11.5, 8.5 and 4.25". Cut the 3x5.75 horizontally at 3.75".

**12x12 Kraft Plain**



3. Trim one 12x12 Kraft Plain at 5.5". Cut the 5.5x12 horizontally at 11.25, 7.5 and 3.75". Trim the 6.5x12 horizontally at 9 and 4.5". Cut the 3x6.5 horizontally at 3.25".

**12x12 Caramel Plain**



4. Cut one 12x12 Caramel Plain at 11.5, 11, 8 and 4". Trim one 4x12 horizontally at 6". Cut the other 4x12 horizontally at 10.5, 7.5 and 3.75". Trim the 1.5x4 horizontally at 3 and 1.5".




### Layout 1 & 2



- 12x12 Kraft Plain (LB)
- 12x12 Ivory "Brown Ale" Print (RB)
- (3) 4.25x6.25 Dk. Green Photo Mats
- 4.25x6.25 Ivory Photo Mat
- (2) 1x12 Dk. Green Plains
- (2) 3x3.25 Kraft Plains
- (2) .5x12 Caramel Plains
- 3.75x4 Caramel Plain
- 3x4 Caramel Plain
- Ivory Cutaparts
- (3) Flattened Bottle Caps and Stickers
- Beer Coaster
- Jute Ribbon


### Layout 3 & 4



- (2) 12x12 Rust Plains (LB & RB)
- (2) 4.25x6.25 Ivory Photo Mats
- 4.25x6.25 Caramel Photo Mat
- 5x12 Ivory Print
- (2) 4x6 Caramel Plains
- 3x12 Caramel Plain
- Ivory Cutaparts
- Beer Coaster
- Checked Ribbon

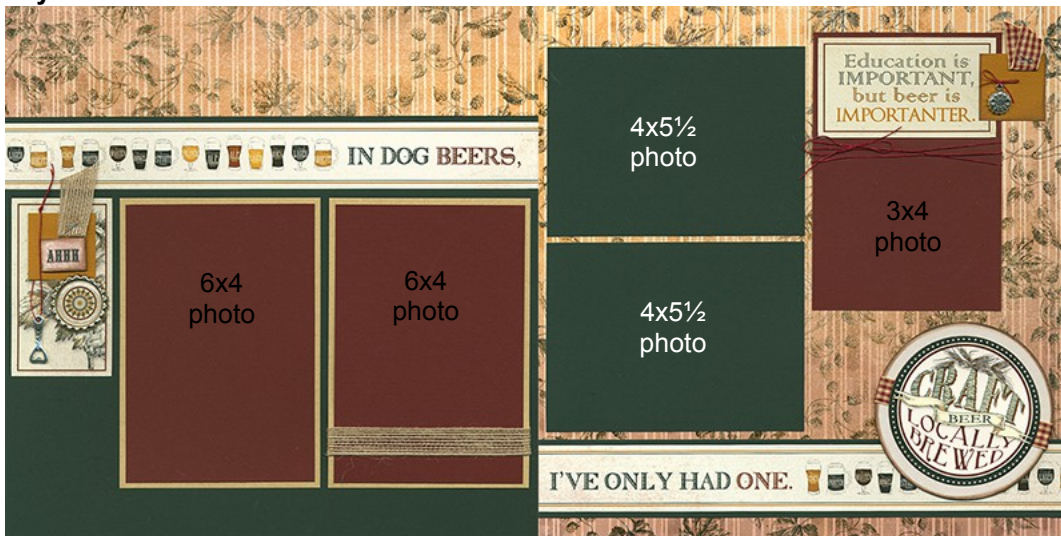


Layout 5 & 6



- 12x12 Ivory “Brown Ale” Print (LB)
- 12x12 Caramel Plain (RB)
- (2) 4.25x6.25 Caramel Photo Mats
- 4.5x12 Ivory Print
- (2) 1.25x12 Dk. Green Plains
- 3x3.75 Dk. Green Plain
- 2x3 Dk. Green Plain
- (3) 3.75x5.5 Kraft Plains
- 3.75x4 Caramel Plain
- Ivory Cutaparts
- Flattened Bottle Cap and Sticker
- Rust Waxed Linen Thread
- Silver Beer Bottle Charm

Layout 7 & 8



- 12x12 Dk. Green Plain (LB)
- 12x12 Ivory Print (RB)
- (3) 4.25x6.25 Rust Photo Mats
- 2.5x12 Ivory Print
- (2) 4.25x5.75 Dk. Green Plains
- 1.75x12 Dk. Green Plain
- (2) 4.5x6.5 Kraft Plains
- (2) 1.5x1.5 Caramel Plains
- Ivory Cutaparts
- Beer Coaster
- Silver Bottle Opener Charm
- Silver Bottle Cap Charm
- Flattened Bottle Cap and Sticker
- Jute Ribbon
- Rust Waxed Linen Thread
- Checked Ribbon

