



# Assembly Line Scrapbooking

## Special Edition Hops & Barley

### Materials:

- Hops & Barley CS® Special Edition Kit

### Tools and Supplies:

- 12" Paper Trimmer
- Adhesive
- Foam Adhesive
- Tape
- 3x14" CS® Grid Ruler
- Scissors
- CS® Ink Applicator
- CS® Earth Ink
- 1" Circle Punch
- 3" Circle Cutting Die
- Die Cutting Machine

### Measurement Conversions:

- .25 = 1/4"
- .5 = 1/2"
- .75 = 3/4"

LB = Left Base Page, RB = Right Base Page

### Preparation:

Trim the Lt. Green and White printed cutaparts into sections as indicated by the artwork. Die cut the circular images from the cutaparts with a 3" circle die, if desired.


After trimming the papers according to the instructions, distribute the pieces to a pile designated for each double page spread as referenced in the diagram.

If you do not have an item to complete the layout as shown, simply omit or substitute the item.




**Paper Trimming Instructions**

12x12 White Print



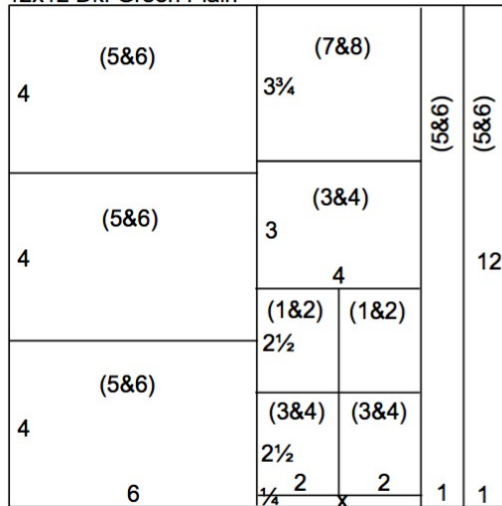
1. Place on 12x12 White Print into the trimmer with the stripes positioned horizontally. Trim at 11.25, 9.5, 7 and 3.5". Cut one 3.5x12 horizontally at 11.25, 7.5 and 3.75".

12x12 Lt. Green Print



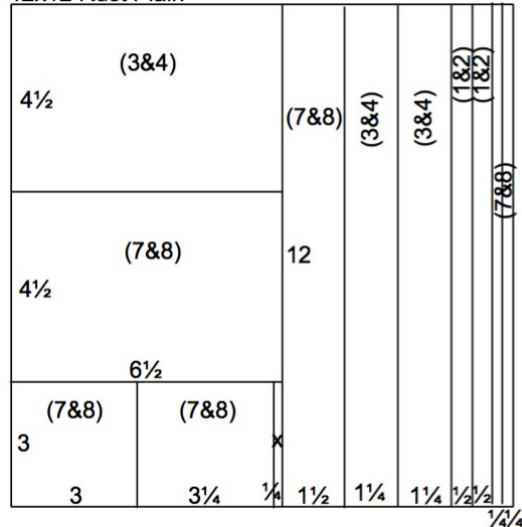
2. Place one 12x12 Lt. Green Print right side up into the trimmer. Cut at 4.5".

12x12 Dk. Green Plain



3. Trim one 12x12 Dk. Green Plain at 11, 10 and 6". Cut the 6x12 horizontally at 8 and 4". Trim the 4x12 horizontally at 11.75, 9.25, 6.75 and 3.75". Cut each 2.5x4 horizontally at 2".


12x12 Rust Plain



4. Cut one 12x12 Rust Plain at 11.75, 11.5, 11, 10.5, 9.25, 8 and 6.5". Trim the 6.5x12 horizontally at 9 and 4.5". Cut the 3x6.5 horizontally at 6.25 and 3".



Layout 1 & 2



- 12x12 Dk. Green Plain (LB)
- 12x12 Rust Plain (RB)
- (2) 4.25x6.25 Rust Photo Mats
- (2) 4.25x6.25 Lt. Green Photo Mats
- 3.5x12 White Print
- (2) 2x2.5 Dk. Green Plains
- (2) .5x12 Rust Plains
- White Cutaparts
- Lt. Green Cutaparts
- Bottle Cap with Dome Sticker
- Coaster
- Multi-colored Fiber
- Plaid Ribbon

Layout 3 & 4



- 12x12 Caramel Plain (LB)
- 12x12 White Plain (RB)
- (2) 4.25x6.25 Dk. Green Photo Mats
- (2) 4.25x6.25 Caramel Photo Mats
- 4.5x12 Lt. Green Print
- 7.5x12 Lt. Green Print
- 3x4 Dk. Green Plain
- (2) 2x2.5 Dk. Green Plains
- (2) 1.25x12 Rust Plains
- 4.5x6.5 Rust Plain
- White Cutaparts
- Lt. Green Cutapart
- Coaster
- Bottle Cap with Dome Sticker
- Caramel Jute
- Plaid Ribbon



### Layout 5 & 6



- 12x12 Caramel Plain (LB)
- 12x12 White Print (RB)
- 4.25x6.25 Lt. Green Photo Mat
- 4.25x6.25 Caramel Photo Mat
- (3) 3.5x3.75 White Prints
- (2) 1x12 Dk. Green Plains
- (3) 4x6 Dk. Green Plains
- Lt. Green Cutaparts
- White Cutaparts
- Caramel and Green Jute
- Bottle Cap with Dome Sticker

### Layout 7 & 8



- 12x12 White Plain (LB)
- 12x12 Lt. Green Print (RB)
- 4.25x6.25 Rust Photo Mat
- 4.25x6.25 Dk. Green Photo Mat
- 2.5x12 White Print
- 1.75x12 White Print
- .75x12 White Print
- 3.75x4 Dk. Green Plain
- 1.5x12 Rust Plain
- (2) .25x12 Rust Plains
- 4.5x6.5 Rust Plain
- 3x3 Rust Plain
- 3x3.25 Rust Plain
- Lt. Green Cutaparts
- White Cutapart
- Coaster
- (2) Bottle Caps with Dome Stickers
- Plaid Ribbon

