



Assembly Line Scrapbooking

December 2015 Club Scrap® Lite Navigation

Materials:

- *Navigation CS® Lite Kit*

Tools and Supplies:

- 12" Paper Trimmer
- Adhesive
- Tape
- 3x14" CS® Grid Ruler
- CS® Glue Pen
- CS® Earth and Spruce Inks
- Scissors
- Craft Knife and Cutting Mat
- Stapler and Staples

Measurement Conversions:

- .125 = $\frac{1}{8}$ "
- .25 = $\frac{1}{4}$ "
- .375 = $\frac{3}{8}$ "
- .5 = $\frac{1}{2}$ "
- .625 = $\frac{5}{8}$ "
- .75 = $\frac{3}{4}$ "
- .875 = $\frac{7}{8}$ "

LB = Left Base Page
RB = Right Base Page

Preparation:

Trim the White and Green Parchment printed cutaparts into sections as indicated by the artwork.


**If you do not have an item to complete the layout as shown, simply omit or substitute the item.*




Paper Trimming Instructions

1. Position the 12x12 Rust Print in the trimmer with the wheels at the top; trim at 9.75 and 3.25".
2. Cut the 12x12 Dk. Green Plain at 10.5, 9, 6.25 and 3.5". Trim the 3.5x12 horizontally at 10.5, 7 and 3.5". Trim the 1.5x3.5" horizontally at 3 and 1.5". Cut the 2.75x12 horizontally at 11, 8.25, 5.5 and 2.75".
3. Cut the 12x12 White Plain at 11.5, 11, 10.5, 10, 9.5, and 6.5. Trim the 6.5x12 horizontally at 9". Cut the 3x6.5 horizontally at 3.25".
4. Trim the 12x12 Green Fiber Plain at 9.5 and 6". Cut the 6x12 horizontally at 8 and 4". Trim the 3.5x12 horizontally at 10.25, 8.5 and 4.25". Cut each 1.75x3.5" horizontally at 1.75". Trim the 2.5x12 horizontally at 7.25".

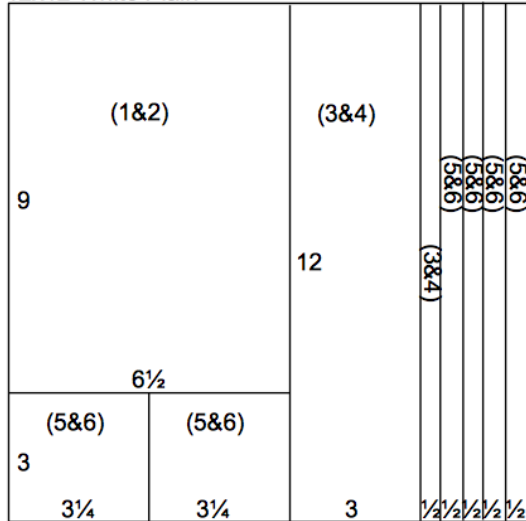
12x12 Rust Print



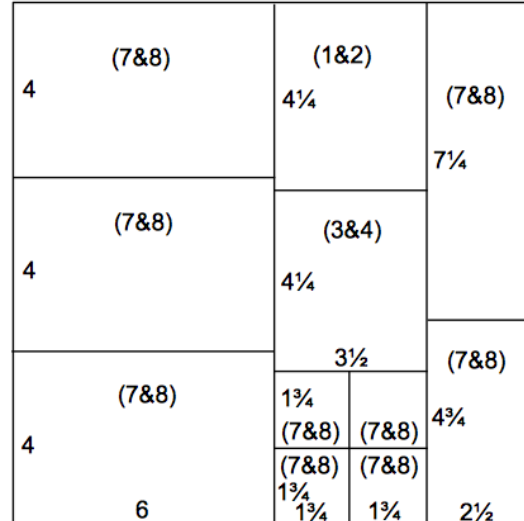
12x12 Dk. Green Plain



12x12 White Plain



12x12 Green Fiber Plain



Layout 1 & 2



- (2) 12x12 Tan Plains (LB & RB)
- 3.25x12 Rust Print
- 2.25x12 Rust Print
- (3) 3.5x3.5 Dk. Green Plains
- 6.5x9 White Plain
- 3.5x4.25 Green Fiber Plain
- (2) 4.25x6.25 Tan Parchment Photo Mats
- 4.25x6.25 White Photo Mat
- White Cutaparts
- Green Parchment Cutaparts
- Striped Grosgrain Ribbon
- Two-Tone Ribbon
- Bronze Compass Charm
- Vintage Envelope



Layout 3 & 4




- 12x12 Tan Parchment Print (LB)
- 12x12 Green Fiber Plain (RB)
- (4) 2.75x2.75 Dk. Green Plains
- 3x12 White Plain
- .5x12 White Plain
- 3.5x4.25 Green Fiber Plain

- (3) 4.25x6.25 Rust Photo Mats
- Green Parchment Cutaparts
- White Cutaparts
- Vintage Envelope
- Bronze Compass Charm
- Two-Tone Ribbon



Layout 5 & 6



- 12x12 Dk. Green Plain (LB)
- 12x12 Rust Print (RB)
- 6.5x12 Rust Print
- 2.75x12 Dk. Green Plain
- (2) 3x3.25 White Plains
- (4) .5x12 White Plains
- (3) 4.25x6.25 Green Parchment Photo Mats
- Green Parchment Cutaparts
- White Cutapart
- Striped Grosgrain Ribbon



Layout 7 & 8



- 12x12 White Plain (LB)
- 12x12 Tan Parchment Print (RB)
- (2) 1.5x12 Dk. Green Plains
- (2) 1.5x1.5 Dk. Green Plains
- (3) 4x6 Green Fiber Plains
- (4) 1.75x1.75 Green Fiber Plains
- 2.5x4.75 Green Fiber Plain
- 2.5x7.25 Green Fiber Plain
- (2) 4.25x6.25 White Photo Mats
- 4.25x6.25 Tan Parchment Photo Mat
- Green Parchment Cutaparts
- White Cutaparts
- Vintage Envelope
- Bronze Compass Charm
- Two-Tone Ribbon

