



## December 2013 Club Scrap® Lite Aspen

### Materials:

- Aspen CS® Lite Kit

### Tools and Supplies:

- 12" Paper Trimmer
- Adhesive
- Tape
- Scissors
- 3x13" CS® Grid Ruler
- CS® Ink Applicator
- CS® Sandstone Ink
- Embossing Machine (Cuttlebug, Big Shot, etc.)

### Measurement Conversions:

- .125 =  $\frac{1}{8}$ "
- .25 =  $\frac{1}{4}$ "
- .375 =  $\frac{3}{8}$ "
- .5 =  $\frac{1}{2}$ "
- .625 =  $\frac{5}{8}$ "
- .75 =  $\frac{3}{4}$ "
- .875 =  $\frac{7}{8}$ "


LB = Left Base Paper

RB = Right Base Paper

**Preparation:** Use a paper trimmer or ruler and craft knife to separate the Almond and Aqua Printed cutaparts into sections as indicated by the artwork.




Layout 1 & 2




- (2) 12x12 Aqua Plains (LB & RB)
- 12x12 Pale Blue Print
- 12x12 Almond Plain
- 10x10 Mica Handmade
- (3) 4.25x6.25 Green Photo Mattes
- Almond Cutaparts
- Aqua Cutaparts
- Sticker

1. Using the artwork as your guide, tear the 12x12 Pale Blue Print into sections as indicated by the solid lines on the diagram.
2. Trim the 12x12 Almond Plain at 11.25 and 6". Cut the 6x12 horizontally at 8 and 4". Trim the 5.25x12 horizontally at 10.5, 7 and 3.5".
3. Cut the 10x10 Mica Handmade at 7". Trim the 7x10 horizontally at 7". Cut the 3x10 horizontally at 7 and 4".

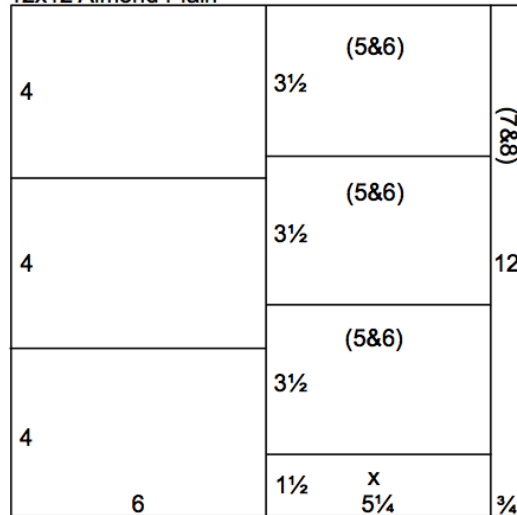
10x10 Mica Handmade



12x12 Pale Blue Print



12x12 Almond Plain



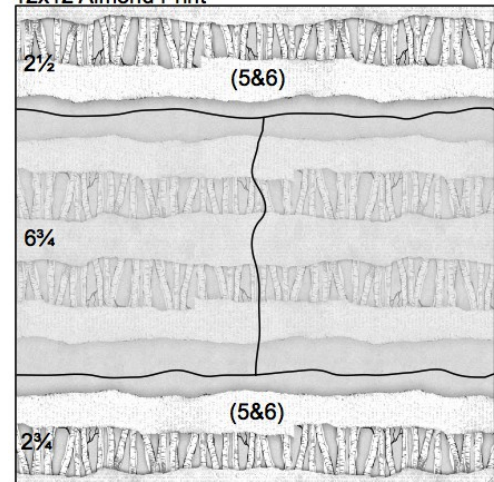
**Layout 3 & 4**



- (2) 12x12 Blue Pattern Plains (LB & RB)
- 12x12 Almond Print
- 7x7 Mica Handmade (From 1&2)
- 3x7 Mica Handmade (From 1&2)
- (3) 4.25x6.25 Almond Photo Mattes
- Almond Cutaparts
- Aqua Cutaparts
- Sticker
- Stencil
- Wood Grain Embossing Folder
- Chevron Grosgrain Ribbon

1. Tear the top and bottom sections from the 12x12 Almond Print as shown by the solid lines in the diagram. Tear the remaining 6.75x12 piece in half.

12x12 Almond Print







## Layout 7 & 8



- 12x12 Pale Blue Pain (LB)
- 12x12 Green Plain (RB)
- 10x10 Mica Handmade
- .75x12 Almond Plain (From 1&2)
- (4) 3.25x3.25 Green Plains (From 5&6)
- (3) 4.25x6.25 Pale Blue Photo Mattes
- Almond Cutaparts (Plain Sides)
- Aqua Cutaparts
- Stickers

1. No trimming needed for this layout.

