

Assembly Line Scrapbooking

Special Edition Club Scrap® Collection Give Thanks

Materials:

€ Give Thanks CS® Collection

Tools:

- € 12" Paper Trimmer
- € 13" CS® Grid Ruler
- € Adhesive

Fraction to Decimal Conversions

$1/8" = .125"$ $1/2" = .5"$ $7/8" = .875"$

$1/4" = .25"$ $5/8" = .625"$

$3/8" = .375"$ $3/4" = .75"$



All rights reserved ©2010,
Club Scrap, Inc.

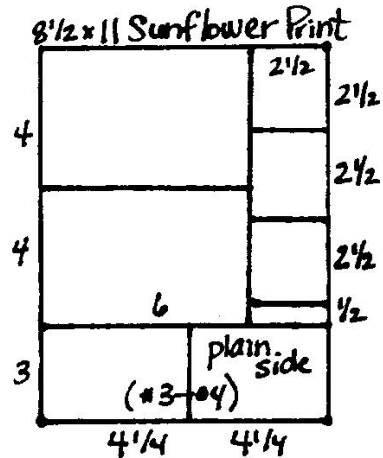
(888) 634-9100 • www.clubscrap.com • email: info@clubscrap.com

Layout #1 and #2



- 12x12 Clay Plain (LB)
- 12x12 Sunflower Print (RB)
- 8.5x11 Sunflower Print
- (2) 4.25x6.25 Clay Photo Mattes
- Sand Cutaparts

1. Trim the 8.5x11 Sunflower Print horizontally at 8". Cut the 8x8.5 vertically at 6". Trim the 8x4 horizontally at 4". Cut the 2.5x8 horizontally at 7.5, 5, and 2.5". Trim the 3x8.5 horizontally at 4.25".

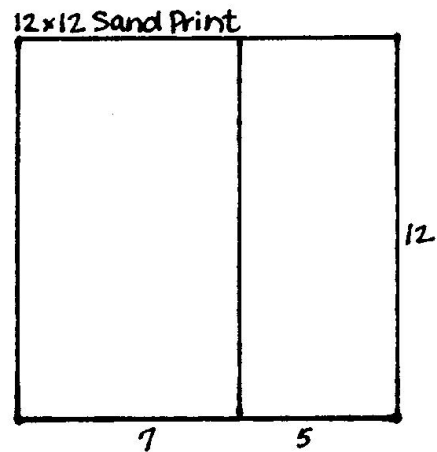


Layout #3 and #4



- 12x12 Blue Plain (LB)
- 12x12 Sand Plain (RB)
- 12x12 Sand Print
- 8.5x11 Clay Plain
- (2) 4.25x6.25 Clay Photo Mattes
- (2) 4.25x6.25 Blue Photo Mattes
- (2) 3x4.25 Sunflower Print (From #1-2)
- Sand Cutaparts

1. Trim the 12x12 Sand Print at 7".

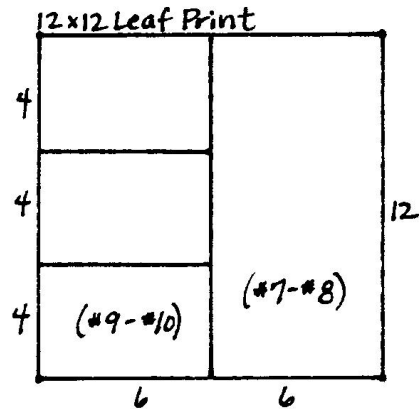


Layout #5 and #6

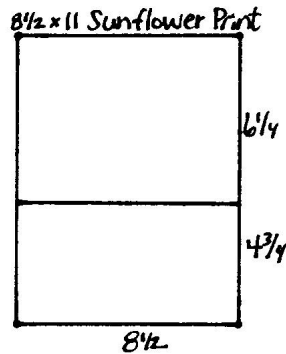


- (2) 12x12 Leaf Print (LB)
- 12x12 Blue Plain (RB)
- 8.5x11 Sunflower Print
- (2) 4.25x6.25 Blue Photo Mattes
- 4.25x6.25 Sunflower Photo Matte
- Sand Cutaparts


1. Trim one 12x12 Leaf Print at 6". Cut one 6x12 horizontally at 8 and 4".



2. Cut the 8.5x11 Sunflower Print horizontally at 6.25".

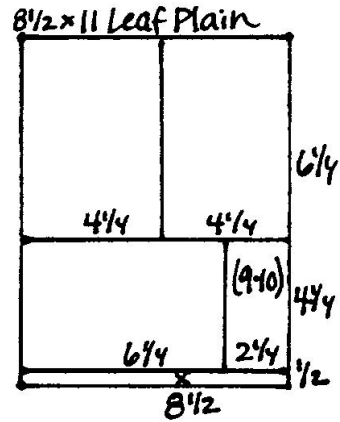


Layout #7 and #8



- 12x12 Sand Plain (LB)
- 12x12 Sunflower Print (RB)
- 8.5x11 Sand Print
- 8.5x11 Leaf Plain
- 6x12 Leaf Print (From #5-6)
- (2) 4.25x6.25 Sunflower Photo Mattes
- Sand Cutaparts

1. Trim the 8.5x11 Leaf Plain horizontally at 10.5 and 6.25". Cut the 6.25x8.5 horizontally at 4.25". Trim the 4.25x8.5 horizontally at 6.25".



Layout #9 and #10



- 12x12 Sand Print (LB)
- 12x12 Clay Plain (RB)
- 8.5x11 Sand Print
- 8.5x11 Clay Plain
- 8.5x11 Leaf Plain
- 4.25x6.25 Sunflower Photo Matte
- 4x6 Leaf Print (From #5-6)
- 2.25x4.25 Leaf Plain (From #7-8)
- Sand Cutaparts

1. Trim the 8.5x11 Sand Print vertically at 4.25". Cut one 4.25x11 horizontally at 5.5". Trim the other 4.25x11 horizontally at 6.25".

