

## October 2010 *Club Stamp* Scholarship

### Materials:

- *Scholarship* Club Stamp Paper Collection
- *Scholarship* Club Stamp Unmounted and Wood Mounted Stamps

### Tools and Supplies:

- 12" Paper Trimmer
- Adhesive
- 1/4" Hole Punch
- Scor-it Board (Optional)
- Bone Folder
- CS® Earth, Sapphire, Onyx, Ruby and Topaz Ink
- Watercolor Pencils
- Waterbrush

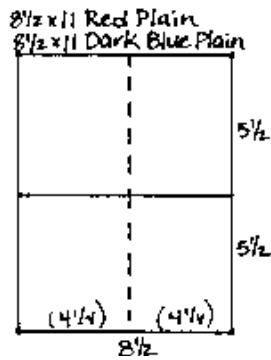
### Measurement Conversions:

.25 = 1/4"  
.5 = 1/2"  
.75 = 3/4"

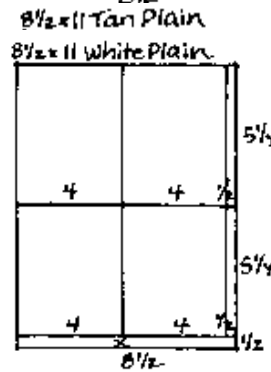


**Cutting Instructions**

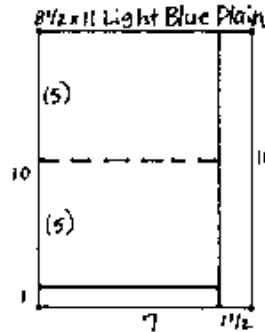
1. Cut one 8.5x11 Red Plain and one 8.5x11 Dark Blue Plain horizontally at 5.5". Score each 5.5x8.5 horizontally at 4.25".



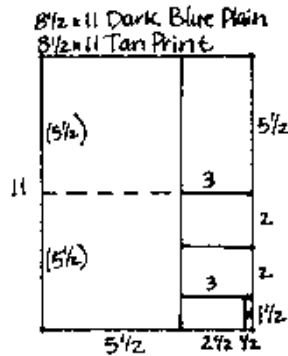
2. Cut one 8.5x11 Tan Plain and one 8.5x11 White Plain vertically at 8 and 4". Trim each 4x11 horizontally at 10.5 and 5.25".



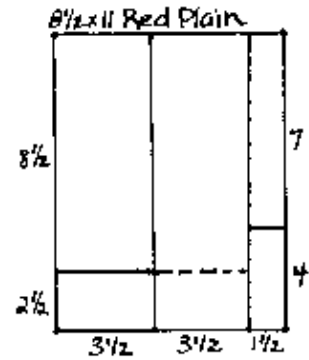
3. Trim one 8.5x11 Light Blue Plain vertically at 7". Cut the 7x11 horizontally at 10". Score the 7x10 horizontally at 5".



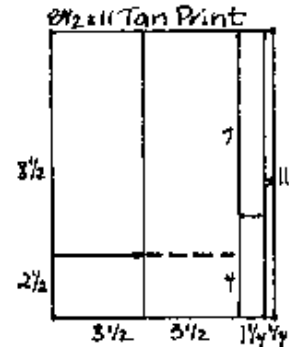
4. Cut the 8.5x11 Dark Blue Plain and 8.5x11 Tan Print vertically at 5.5". Trim the 3x11 horizontally at 9.5, 7.5 and 5.5". Cut the 1.5x3 horizontally at 2.5". Score each 5.5x11 horizontally at 5.5".



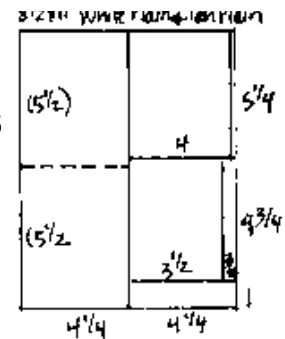
5. Trim one 8.5x11 Red Plain vertically at 7 and 3.5". Cut one 3.5x11 horizontally at 8.5". Trim the 1.5x11 horizontally at 7". Score the 3.5x11 horizontally at 2.5".



6. Cut one 8.5x11 Tan Print vertically at 8.25, 7 and 3.5". Trim one 3.5x11 horizontally at 8.5". Cut the 1.25x11 horizontally at 7". Score the 3.5x11 horizontally at 2.5".



7. Trim one 8.5x11 Light Blue Plain vertically at 4.25". Cut one 4.25x11 horizontally at 10 and 5.25". Cut the 4.25x5.25 vertically at 4". Trim the 4.75x4.25 vertically at 3.5". Repeat cutting instructions for the 8.5x11 White Plain and 8.5x11 Tan Plain. Score each 4.25x11 horizontally at 5.5".



**Card #1 and #2**



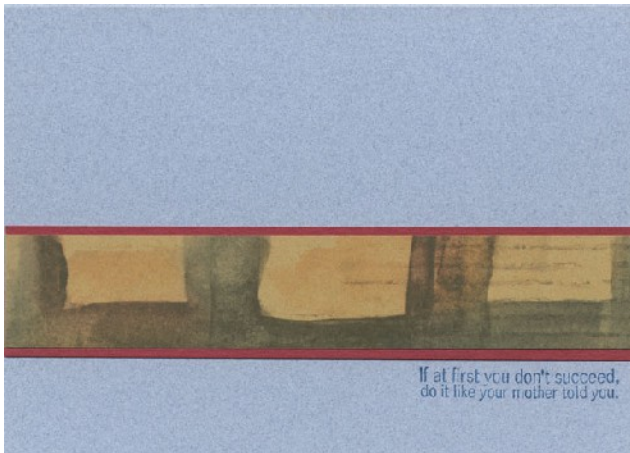
- (2) 5.5x8.5 Dark Blue Folded Cards
- (2) 4x5.25 Tan Panels
- (2) 4x5.25 White Panels (Inside)

**Card #3 and #4**



- (2) 5.5x8.5 Red Folded Cards
- (2) 4x5.25 White Panels
- (2) 4x5.25 Tan Panels (Inside)
- (2) .5x5.25 Tan Strips

**Card #5**



- 7x10 Light Blue Folded Card
- 1.5x7 Red
- 1.25x7 Tan Print

**Card #6 and #7**



- 3.5x11 Tan Print and Red Folded Cards
- 3.5x8.5 Red and Tan Print
- 2.5x3.5 Tan Print (Plain Side) and Red
- (2) .5x3.5 White Strips (Trim from Scrap)
- (10) .25" Red Punched Circles (Punch from Scrap)

**Card #8 and #9**



- 5.5x5.5 Tan Print and Dark Blue Folded Cards
- 5.5x3 Dark Blue and Tan Print
- (2) 2x3 Tan Print and Dark Blue
- 1.5x2.5 Dark Blue and Tan Print

**Card #10, #11 and #12**



- 5.5x8.5 Light Blue, White and Tan Folded Cards
- 5.25x4 Tan, Light Blue and White
- 3.5x4.75 White, Tan and Light Blue
- .5x4.75 Light Blue, White and Tan

