

# Assembly Line Scrapbooking

## Club Scrap® Bite-Size Collection Floral

### Materials:

€ Floral CS® Mini Collection

### Tools:

- € 12" Paper Trimmer
- € 13" CS® Grid Ruler
- € Adhesive
- € Scissors

### *Fraction to Decimal Conversions*

$1/8" = .125"$     $1/2" = .5"$     $7/8" = .875"$

$1/4" = .25"$     $5/8" = .625"$

$3/8" = .375"$     $3/4" = .75"$



All rights reserved ©2010,  
Club Scrap, Inc.

(888) 634-9100 • [www.clubscrap.com](http://www.clubscrap.com) • email: [info@clubscrap.com](mailto:info@clubscrap.com)

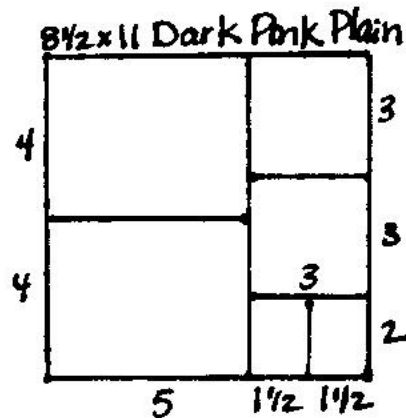
**Layout #1 and #2**




- 8x8 Green Plain (LB)
- 8x8 Translucent Print (RB)

- 8x8 Dark Pink Plain
- Translucent Cutparts

1. Trim the 8x8 Dark Pink Plain at 5". Cut the 5x8 horizontally at 4". Trim the 3x8 horizontally at 6 and 3". Cut the 2x3 horizontally at 1.5".



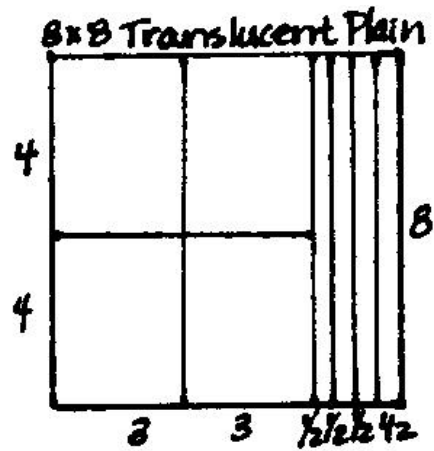
### Layout #3 and #4



- 8x8 Dark Pink Print (LB)
- 8x8 Green Plain (RB)

- 8x8 Translucent Plain
- Translucent Cutaparts

1. Trim the 8x8 Translucent Plain at 7.5, 7, 6.5, 6, and 3". Cut each 3x8 horizontally at 4".

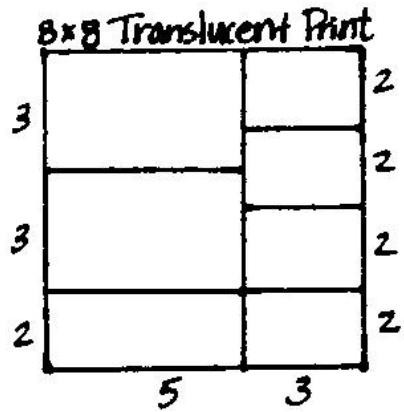


**Layout #5 and #6**



- 8x8 Dark Pink Plain (LB)
- 8x8 Brown Plain (RB)
- 8x8 Translucent Print
- Translucent Cutapart

1. Trim the 8x8 Translucent Print at 5". Cut the 5x8 horizontally at 6 and 3". Trim the 3x8 horizontally at 6, 4, and 2".





### Layout #7 and #8



- 8x8 Brown Plain (LB)
- 8x8 Translucent Plain (RB)

- 8x8 Dark Pink Print
- Translucent Cutapart

1. Trim the 8x8 Dark Pink Print at 6". Cut the 6x8 horizontally at 4". Trim the 2x8 horizontally at 6, 4, and 2".

