



# Assembly Line Scrapbooking

## August 2016 Club Scrap® Lite Sunflowers

### Materials:

- Sunflowers CS® Lite Kit

### Tools and Supplies:

- 12" Paper Trimmer
- Adhesive
- Foam Adhesive
- Tape
- 3x14" CS® Grid Ruler
- Scissors
- CS® Ink Applicator
- CS® Earth and Topaz Inks
- CS® Bookbinding Glue (Optional)
- Micro Beads (Optional)
- Paper Distressing Tool (Optional)

### Measurement Conversions:

- .25 = 1/4"
- .5 = 1/2"
- .75 = 3/4"

LB = Left Base Page, RB = Right Base Page

### Preparation:

*Trim the two Ivory printed cutaparts into sections as indicated by the artwork.*

*After trimming the papers according to the instructions, distribute the pieces to a pile designated for each double page spread as referenced in the diagram.*

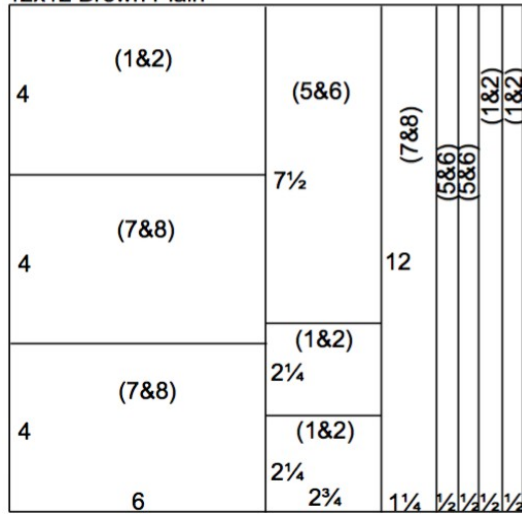
*If desired, apply CS® Bookbinding Glue to the center of each sunflower cabochon and fill with micro beads.*

*If you do not have an item to complete the layout as shown, simply omit or substitute the item.*




**Paper Trimming Instructions**

12x12 Brown Plain



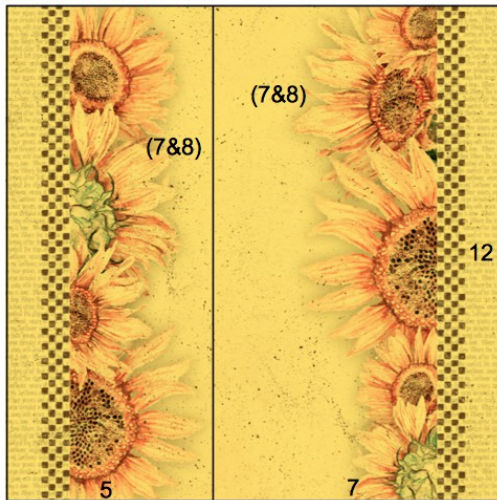
1. Trim one 12x12 Brown Plain at 11.5, 11, 10.5, 10, 8.75, and 6". Cut the 6x12 horizontally at 8 and 4". Trim the 2.75x12 horizontally at 9.75 and 7.5".

12x12 Ivory Print




2. Place one 12x12 Ivory Print into the trimmer with the sunflowers on the left; cut at 11.25, 9.75, and 6.25". Trim the 3.5x12 horizontally at 10.5, 7, and 3.5". Cut the 1.5x3.5 horizontally at 2".

12x12 Yellow Print



3. Place one 12x12 Yellow Print with the printed text right side up into the trimmer; cut at 5".

12x12 Dk. Green Plain



4. Cut one 12x12 Dk. Green Plain at 11 and 7". Trim the 7x12 horizontally at 11, 8.25, 5.5 and 2.75".



**Layout 1 & 2**



- 12x12 Dk. Green Plain (LB)
- 12x12 Ivory Print (RB)
- 4.25x6.25 Ivory Photo Mat
- (2) 4.25x6.25 Dk. Green Photo Mats
- (2) .5x12 Brown Plains
- (2) 2.25x2.75 Brown Plains
- 4x6 Brown Plain
- Ivory Cutaparts
- Yellow Lace Ribbon
- Sunflower Cabochon

**Layout 3 & 4**



- 12x12 Brown Plain (LB)
- 12x12 Yellow Print (RB)
- (3) 4.25x6.25 Gold Photo Mats
- (2) 4.25x6.25 Brown Photo Mats
- 1.5x12 Ivory Print
- Ivory Cutaparts
- (2) Fabric Flowers
- Sunflower Cabochon
- Ivory Metallic Edge Ribbon





**Layout 5 & 6**



- (2) 12x12 Gold Plains (LB & RB)
- 4.25x6.25 Brown Photo Mat
- 4.25x6.25 Dk. Green Photo Mat
- (2) .5x12 Brown Plains
- 2.75x7.5 Brown Plain
- 6.25x12 Ivory Print
- (3) 3.5x3.5 Ivory Prints
- .75x12 Ivory Print
- 1.5x2 Ivory Print
- 4x12 Dk. Green Plain
- 1x12 Dk. Green Plain
- Ivory Cutaparts
- Ivory Metallic Edge Ribbon
- Fabric Flower
- Sunflower Cabochon

**Layout 7 & 8**



- (2) 12x12 Lt. Green Plains (LB & RB)
- (2) 4.25x6.25 Ivory Photo Mats
- 1.25x12 Brown Plain
- (2) 4x6 Brown Plains
- 5x12 Yellow Print
- 7x12 Yellow Print
- (4) 2.75x7 Dk. Green Plains
- Ivory Cutaparts
- Sunflower Stencil
- Ivory Metallic Edge Ribbon
- Sunflower Cabochon

