

# Assembly Line Scrapbooking



Crafting beautiful memories, one step at a time.

## August 2012 Club Scrap® JR Bold Blooms

### Materials:

- *Bold Blooms CS® JR Kit*

### Tools and Supplies:

- 12" Paper Trimmer
- Adhesive
- 3x13" CS® Grid Ruler
- CS® Ink Applicator
- CS® Fuchsia, Leaf and India Black Inks

### Measurement Conversions:

.25 =  $\frac{1}{4}$ "  
.5 =  $\frac{1}{2}$ "  
.75 =  $\frac{3}{4}$ "

*LB = Left Base Paper*

*RB = Right Base Paper*

**Preparation:** Use a paper cutter or craft knife and cutting mat to trim the 12x12 Red Cutaparts into sections as indicated by the artwork.



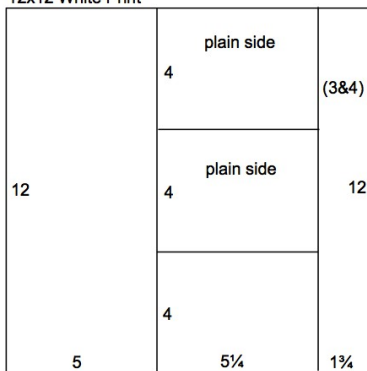
Layout 1 & 2




- (2) 12x12 Red Plains (LB & RB)
- 12x12 White Print
- 12x12 Lime Plain
- 12x12 Black Plain
- 4.25x6.25 Lime Photo Matte
- Red Cutaparts
- Stickers

1. Trim the 12x12 White Print at 10.25 and 5". Cut the 5.25x12 horizontally at 8 and 4".
2. Cut the 12x12 Lime Plain at 11.5, 11, 9.25 and 6". Trim the 6x12 horizontally at 8 and 4". Cut the 3.25x12 horizontally at 9.75, 6.5 and 3.25". Trim the 2.25x3.25 horizontally at 2.25".
3. Trim the 12x12 Black Plain at 11.75, 10.25 and 6". Cut the 6x12 horizontally at 8 and 4". Trim the 4.25x12 horizontally at 11 and 5.5".

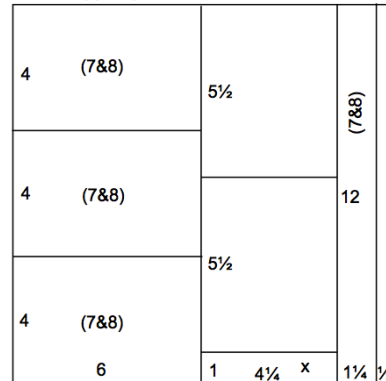
12x12 White Print




12x12 Lime Plain



12x12 Black Plain



Layout 3 & 4



- 12x12 White Print (LB)
- 12x12 Lime Plain (RB)
- (3) 4.25x6.25 White Photo Mattes
- (2) 4.25x6.25 Lime Photo Mattes
- 1.75x12 White Print (From 1&2)
- Red Cutaparts
- Pink Lemonade Memories Mist
- Stickers

1. No paper cutting required.



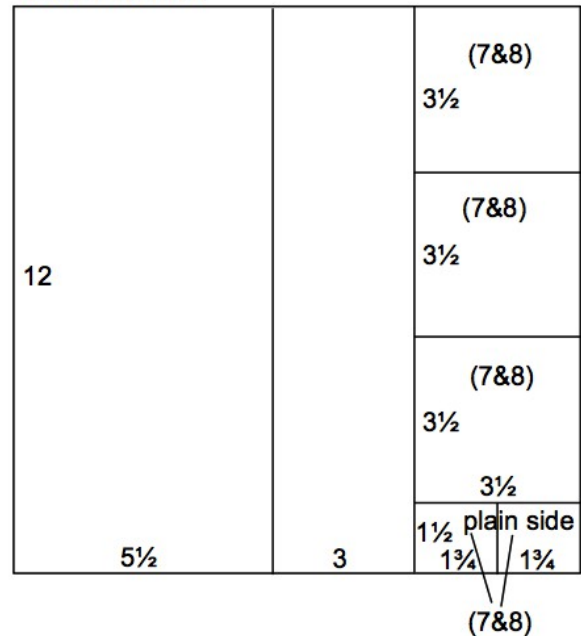
Layout 5 & 6



- (2) 12x12 Tangerine Plains (LB & RB)
- 12x12 Pink Print
- (2) 4x6 Lime Plains (From 1&2)
- 2.25x2.25 Lime Plain (From 1&2)
- (2) .5x12 Lime Plains (From 1&2)
- 4.25x6.25 Red Photo Matte
- (3) 4.25x6.25 Black Photo Mattes
- Red Cutapart
- Poppy Stencil
- Pink Lemonade Memories Mist

1. Trim the 12x12 Pink Print at 8.5 and 5.5". Trim the 3.5x12 horizontally at 10.5, 7 and 3.5". Cut the 1.5x3.5 horizontally at 1.75".

12x12 Pink Print





## Layout 7 & 8



- 12x12 Pink Print (LB)
- 12x12 Black Plain (RB)
- (3) 4x6 Black Plains (From 1&2)
- 1.25x12 Black Plain (From 1&2)
- (3) 3.5x3.5 Pink Prints (From 5&6)
- (2) 1.5x1.75 Pink Prints (From 5&6)
- (2) 4.25x6.25 Red Photo Mattes
- Red Cutaparts

1. No cutting necessary for this layout.

