

# Assembly Line Scrapbooking

## June 2010 Club Scrap® JR Expressions

### Materials:

- Expressions* CS® JR Kit

### Tools:

- 12" Paper Trimmer
- 3x13" CS® Grid Ruler
- Adhesive
- Tape
- Stylus Tool with Blender Tip
- CS® Onyx Ink
- CS® Lagoon Ink
- White Pigment Ink

### *Fraction to Decimal Conversions*

$1/8" = .125"$     $1/2" = .5"$     $7/8" = .875"$

$1/4" = .25"$     $5/8" = .625"$

$3/8" = .375"$     $3/4" = .75"$

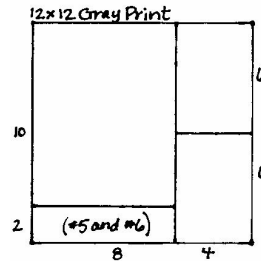


Layout #1 and #2

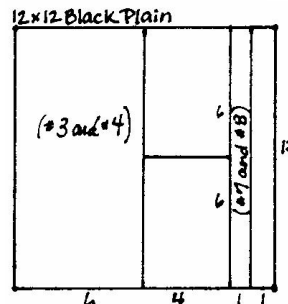


- 12x12 White Pattern Plain (LB)
- 12x12 Blue Plain (RB)
- 12x12 Black Plain
- 12x12 Gray Print
- 12x12 Cork
- 4.25x6.25 Blue Plain Photo Matte
- "Today is the Day" Stencil
- White Pigment Ink
- CS® Onyx Ink
- CS® Lagoon Ink
- Dreams Come True Alpha Stickers

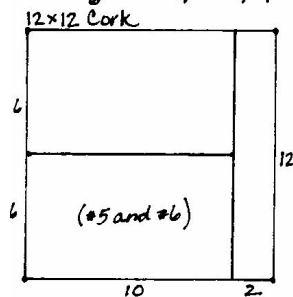
1. Trim the 12x12 Gray Print at 8". Cut the 8x12 horizontally at 10". Trim the 4x12 horizontally at 6".



2. Cut the 12x12 Black Plain at 11, 10, and 6". Trim the 4x12 horizontally at 6".



3. Trim the 12x12 Cork at 10". Cut the 10x12 horizontally at 6".

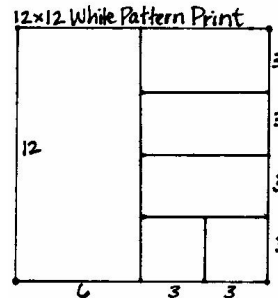


**Layout #3 and #4**

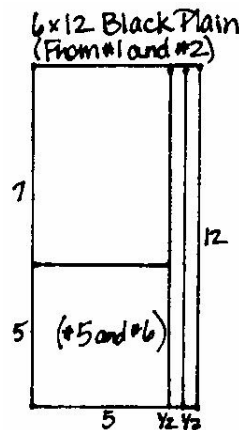


- 12x12 Blue Plain (LB)
- 12x12 Black Gloss Plain (RB)
- 12x12 White Pattern Print
- 6x12 Black Plain (From #1 and #2)
- (2) 4.25x6.25 Gray Plain Photo Mattes
- 4.25x6.25 Blue Plain Photo Matte
- Dream Come True Alpha Stickers

1. Trim the 12x12 White Pattern Print at 6". Cut one 6x12 horizontally at 9, 6, and 3". Trim one 3x6 horizontally at 3".



2. Cut the 6x12 Black Plain vertically at 5.5 and 5". Trim the 5x12 horizontally at 7".

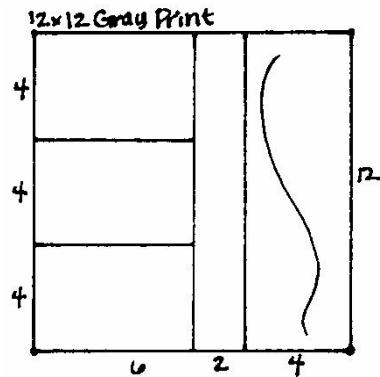


### Layout #5 and #6



- 12x12 Black Gloss Plain (LB)
- 12x12 White Pattern Plain (RB)
- 12x12 Gray Print
- 6x10 Cork (From #1 and #2)
- 5x5 Black Plain (From #3 and #4)
- 2x8 Gray Print (Plain Side from #1 and #2)
- (2) 4.25x6.25 White Pattern Plain Photo Mattes
- Dream Come True Alpha Stickers
- Wood Mounted Stamp
- CS® Onyx Ink

1. Trim the 12x12 Gray Print at 8 and 6". Cut the 6x12 horizontally at 8 and 4".



### Layout #7 and #8



- 12x12 White Pattern Print (LB)
- 12x12 Black Plain (RB)
- 1x12 Black Plain (From #1 and #2)
- (2) 4.25x6.25 White Pattern Print Photo Mattes
- (2) 4.25x6.25 White Matte Photo Mattes
- (2) 4.25x6.25 Black Plain Photo Mattes
- Dream Come True Alpha Stickers
- "Today is the Day" Stencil
- White Pigment Ink

1. No trimming...enjoy!

