

April 2011 *Club Stamp* Welcome

Materials:

- *Welcome* Club Stamp Paper Collection
- *Welcome* Club Stamp Unmounted and Wood Mounted Stamps

Tools and Supplies:

- 12" Paper Trimmer
- Adhesive
- Scor-it Board (Optional)
- Bone Folder
- CS® Inks (White Pigment, India Ink Black, Ruby and Lagoon)
- CS® Ink Applicator
- Watercolor Crayons and Waterbrush

Measurement Conversions:

.25 = $\frac{1}{4}$ "

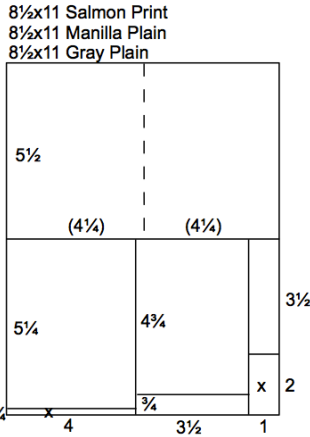
.5 = $\frac{1}{2}$ "

.75 = $\frac{3}{4}$ "

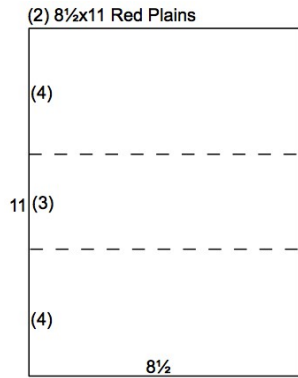


Cutting Instructions

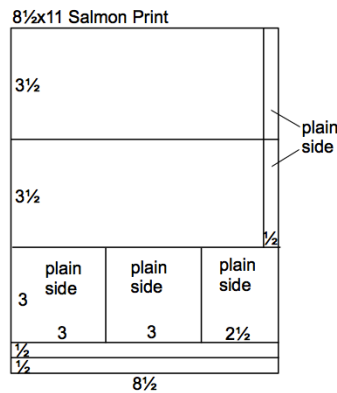
1. Trim one 8.5x11 Salmon Print, Manilla Plain and Gray Plain horizontally at 5.5". Cut one 5.5x8.5 horizontally at 7.5 and 4". Trim the 4x5.5 horizontally at 5.25". Cut the 3.5x5.5 horizontally at 4.75". Trim the 1x5.5 horizontally at 3.5". Score and fold each 5.5x8.5 horizontally at 4.25".



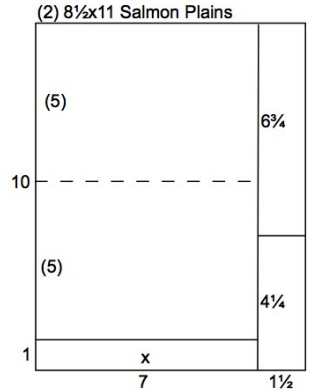
2. Score each 8.5x11 Red Plain horizontally at 4 and 7". Fold scorelines in opposite directions.



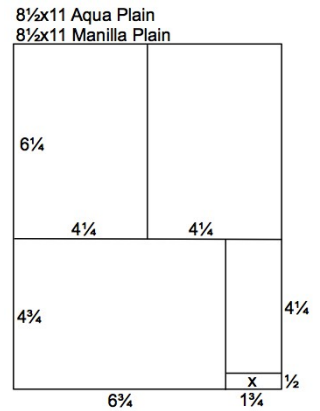
3. Trim one 8.5x11 Salmon Print horizontally at 10.5, 10, 7 and 3.5". Cut each 3.5x8.5 horizontally at 8". Trim the 3x8.5 horizontally at 6 and 3".



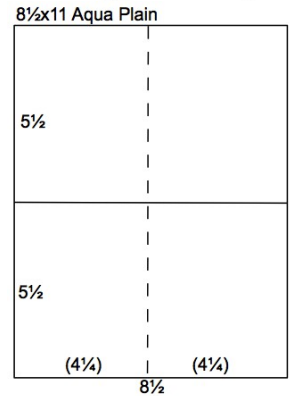
4. Cut two 8.5x11 Salmon Plains vertically at 7". Cut the 7x11 horizontally at 10". Trim the 1.5x11 horizontally at 6.75". Score and fold each 7x10 horizontally at 5". (One 1x7 strip is used.)



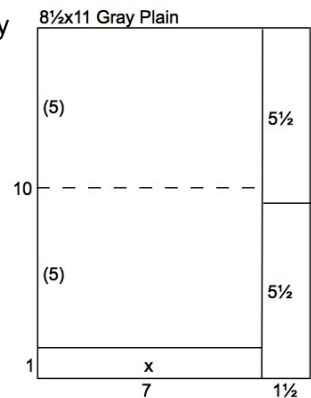
5. Trim one 8.5x11 Aqua Plain and one Manilla Plain horizontally at 6.25". Cut the 6.25x8.5 horizontally at 4.25". Trim the 4.75x8.5 horizontally at 6.75". Cut the 1.75x4.75 horizontally at 4.25".



6. Cut one 8.5x11 Aqua Plain horizontally at 5.5". Score and fold each 5.5x8.5 horizontally at 4.25".



7. Trim one 8.5x11 Gray Plain vertically at 7". Cut the 7x11 horizontally at 10". Trim the 1.5x11 horizontally at 5.5". Score and fold the 7x10 horizontally at 5".



Cards 1, 2, & 3



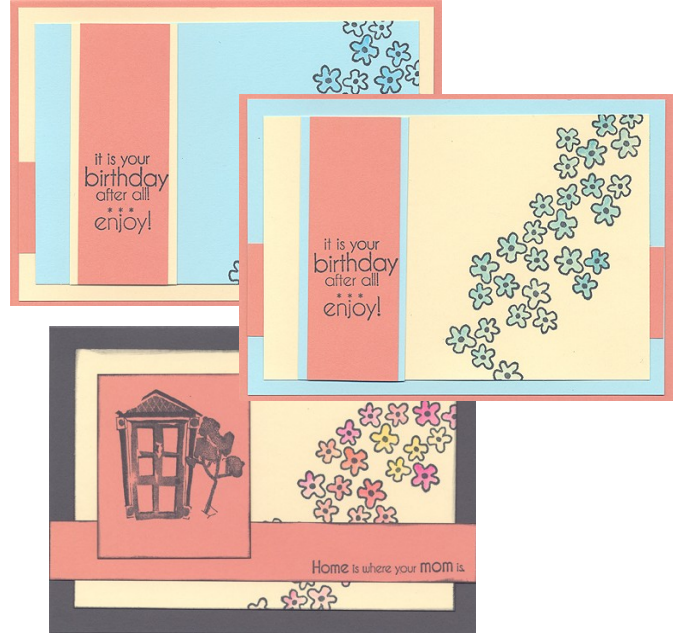
- 4.25x5.5 Gray, Salmon Print and Manilla Folded Cards
- 4x5.25 and 3.5x4.75 Gray, Salmon Print and Manilla Panels
- 1x3.5 and .75x3.5 Gray, Salmon Print and Manilla Strips

Cards 4 & 5



- (2) 5x8.5 Red Z-Fold Cards
- (2) 3.5x8 Salmon Print Panels
- (2) .5x3.5 Salmon Print Strips (Plain Side)
- (2) .5x8.5 Salmon Print Strips
- (2) 3x3 Salmon Print Panels

Cards 6, 7 & 8



- (2) 5x7 Salmon Folded Cards
- 5x7 Gray Folded Card
- 4.75x6.75 Aqua and Manilla Panels
- (4) 4.25x6.25 Aqua and Manilla Panels (one Aqua panel is used inside the Gray card)
- (2) 1.5x6.75 Salmon Strips
- (2) 1.75x4.25 Aqua and Manilla Strips
- (2) 1.5x4.25 Salmon Strips
- 2.5x3 Salmon Print Panel (Plain Side)
- 1x7 Salmon Strip

Cards 9 & 10



- (2) 4.25x5.5 Aqua Folded Cards
- (2) 1.5x5.5 Gray Strips

