



Assembly Line Scrapbooking

February 2016 Club Scrap® Lite Crewel & Unusual

Materials:

- *Crewel & Unusual CS® Lite Kit*

Tools and Supplies:

- 12" Paper Trimmer
- Adhesive
- Foam Adhesive
- Tape
- 3x14" CS® Grid Ruler
- CS® Glue Pen
- Scissors
- Craft Knife and Cutting Mat

Measurement Conversions:

- .125 = $\frac{1}{8}$ "
- .25 = $\frac{1}{4}$ "
- .375 = $\frac{3}{8}$ "
- .5 = $\frac{1}{2}$ "
- .625 = $\frac{5}{8}$ "
- .75 = $\frac{3}{4}$ "
- .875 = $\frac{7}{8}$ "

LB = Left Base Page
RB = Right Base Page

Preparation:


Trim the Ivory and Yellow printed cutaparts into sections as indicated by the artwork.

**If you do not have an item to complete the layout as shown, simply omit or substitute the item.*




Paper Trimming Instructions

12x12 Ivory Print



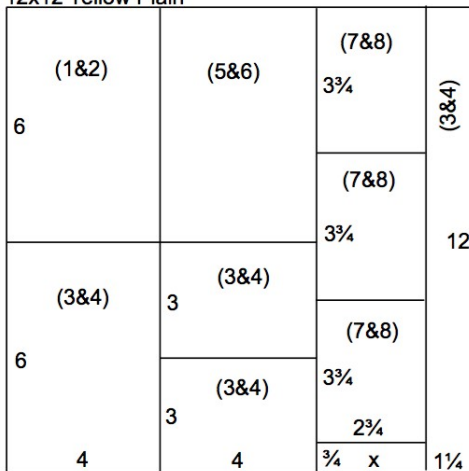
12x12 Purple Plain




1. Position one 12x12 Ivory Print in the trimmer with the artwork on the top and trim at 9 and 5.75”.

2. Cut one 12x12 Purple Plain at 11, 9.75, 8.75, 8, and 5.25”. Trim the 5.25x12 horizontally at 11.25, 7.5, and 3.75”. Cut the 2.75x12 horizontally at 11.25, 7.5, and 3.75”.

12x12 Yellow Plain



12x12 Ivory Plain

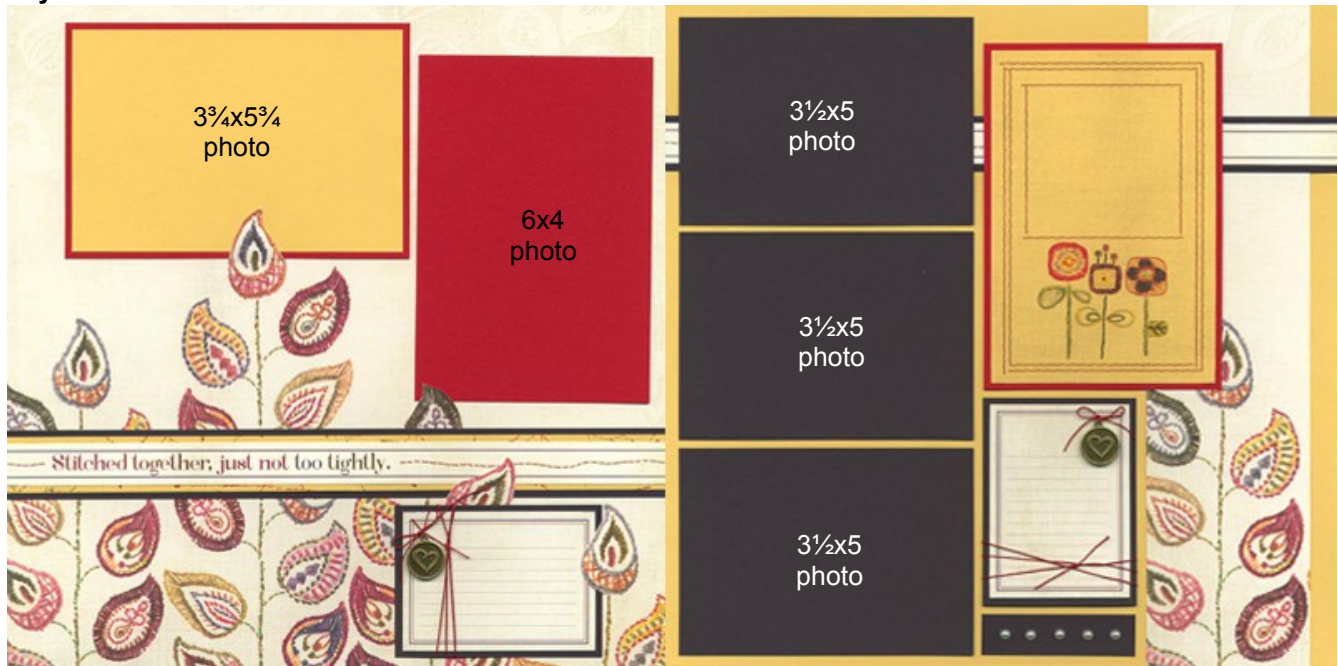


3. Cut one 12x12 Yellow Plain at 10.75, 8, and 4”. Trim one 4x12 horizontally at 6”. Cut the other 4x12 horizontally at 9 and 6”. Trim the 2.75x12 horizontally at 11.25, 7.5, and 3.75”.

4. Trim one 12x12 Ivory Plain at 8 and 4”. Cut two 4x12 strips horizontally at 6”. Trim the remaining 4x12 horizontally at 11.25, 7.5, and 3.75”.



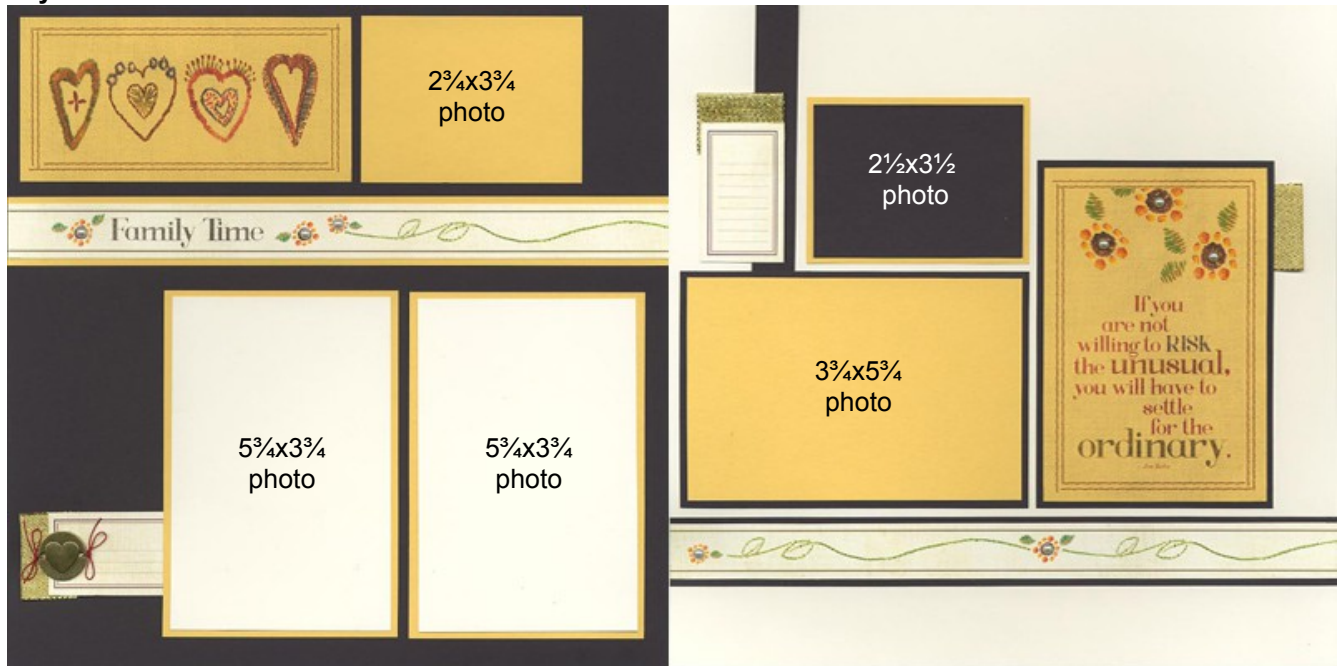
Layout 1 & 2



- 12x12 Ivory Print (LB)
- 12x12 Yellow Plain (RB)
- 3x12 Ivory Print
- (3) 5.25x3.75 Purple Plains
- (2) 2.75x3.75 Purple Plains
- 1.25x12 Purple Plain
- 1x12 Purple Plain
- .75x2.75 Purple Plain
- 4x6 Yellow Plain
- (3) 4.25x6.25 Red Photo Mats
- Ivory Cutaparts
- Yellow Cutaparts
- Red Waxed Linen Thread
- (2) Bronze Charms
- Pearl Stickers



Layout 3 & 4

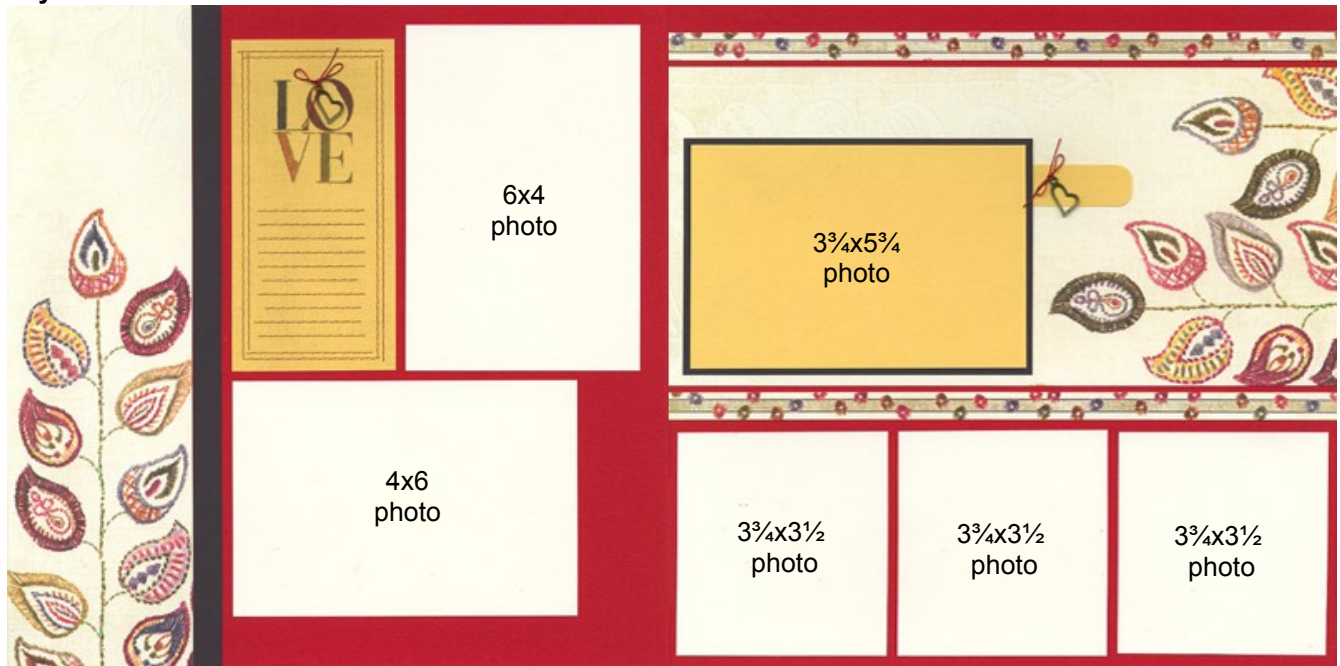


- 12x12 Purple Plain (LB)
- 12x12 Ivory Plain (RB)
- 1x12 Purple Plain
- 2.75x3.75 Purple Plain
- 1.25x12 Yellow Plain
- 4x6 Yellow Plain
- (2) 3x4 Yellow Plains
- (2) 4x6 Ivory Plains

- (2) 4.25x6.25 Purple Photo Mats
- (2) 4.25x6.25 Yellow Photo Mats
- Ivory Cutaparts
- Yellow Cutaparts
- Bronze Charm
- Red Waxed Linen Thread
- Pearl Stickers
- Gold Herringbone Ribbon



Layout 5 & 6



- (2) 12x12 Red Plains (LB & RB)
- 5.75x12 Ivory Print
- 3.25x12 Ivory Print
- .75x12 Purple Plain
- 4x6 Yellow Plain
- (3) 3.75x4 Ivory Plains

- 4.25x6.25 Purple Photo Mat
- (2) 4.25x6.25 Ivory Photo Mats
- Ivory Cutaparts
- Yellow Cutapart
- (2) Bronze Charms
- Red Waxed Linen Thread



Layout 7 & 8



- (2) 12x12 Green Prints (LB & RB)
- (3) 2.75x3.75 Yellow Plains
- (2) 4x6 Ivory Plains
- 4.25x6.25 Yellow Photo Mat
- 4.25x6.25 Ivory Photo Mat
- Yellow Cutapart
- Yellow Cutapart (Plain Side)
- Ivory Cutaparts
- Bronze Charm
- Gold Herringbone Ribbon
- Pearl Stickers

