

Assembly Line Scrapbooking

January 2011 Club Scrap® JR Lotus Pond

Materials:

- Lotus Pond CS® JR Kit

Tools:

- 12" Paper Trimmer
- 3x13" CS® Grid Ruler
- Adhesive
- CS® Orchid and Ruby Ink

Fraction to Decimal Conversions


$1/8" = .125"$ $1/2" = .5"$ $7/8" = .875"$

$1/4" = .25"$ $5/8" = .625"$

$3/8" = .375"$ $3/4" = .75"$

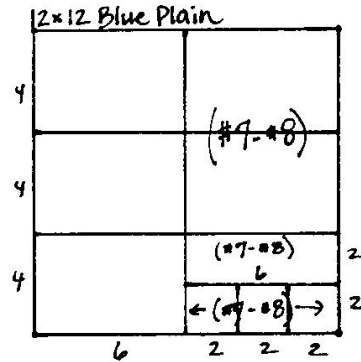


Layout #1 and #2

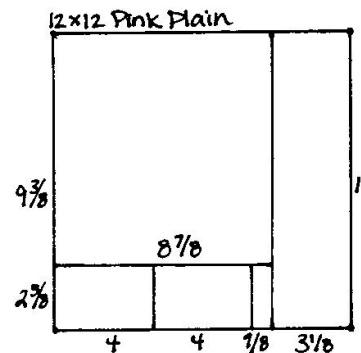


- 12x12 Green Print (LB)
- 12x12 Pink Pattern (RB)
- 12x12 Blue Plain
- 12x12 Pink Plain
- (2) 4.25x6.25 Pink Pattern Photo Mattes
- 4.25x6.25 Pink Print Photo Matte
- 4.25x6.25 White Plain Photo Matte
- White and Green Cutouts
- Stickers

1. Trim the 12x12 Blue Plain at 6". Cut both 6x12s horizontally at 8 and 4". Trim one 4x6 vertically at 2". Cut one 2x6 horizontally at 4 and 2".



2. Cut the 12x12 Pink Plain at 8.875". Trim the 8.875x12 horizontally at 9.375". Cut the 2.625 x 8.875 horizontally at 8 and 4".




Layout #3 and #4




- 12x12 Pink Plain (LB)
- 12x12 Green Plain (RB)
- 12x12 White Print
- (2) 4.25x6.25 Pink Print Photo Mattes
- 4.25x6.25 Pink Pattern Photo Matte
- Pink and Green Cutouts
- Stickers

1. Trim the 12x12 White Print at 8".

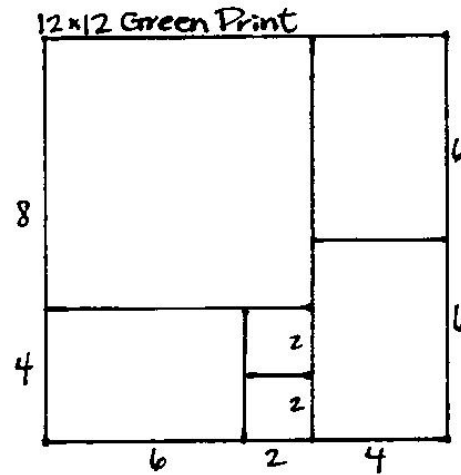


Layout #5 and #6



- 12x12 Green Plain (LB)
- 12x12 Blue Plain (RB)
- 12x12 Green Print
- (2) 4.25x6.25 Blue Plain Photo Mattes
- 4.25x6.25 White Plain Photo Matte
- Wood Mounted Stamp
- Pink, White, and Green Cutouts
- CS® Orchid Ink
- CS® Ruby Ink

1. Trim the 12x12 Green Print at 8". Cut the 8x12 horizontally at 8". Trim the 4x8 horizontally at 6". Cut the 2x4 horizontally at 2". Trim the 4x12 horizontally at 6".



Layout #7 and #8



- 12x12 White Print (LB)
- 12x12 Pink Pattern (RB)
- 4.25x6.25 Blue Plain Photo Matte
- 4.25x6.25 White Plain Photo Matte
- (2) 4x6 Blue Plains (From #1-2)
- (3) 2x2 Blue Plains (From #1-2)
- 2x6 Blue Plain (From #1-2)
- Wood Mounted Stamp
- White and Pink Cutouts
- Stickers
- CS® Orchid Ink
- CS® Ruby Ink

1. No trimming...enjoy!



All rights reserved ©2011, Club Scrap, Inc.

(888) 634-9100 • www.clubscrap.com • email: info@clubscrap.com