



# Assembly Line Scrapbooking

## 2014 Special Edition Seaside Remix

### Materials:

- *Seaside Remix* Collection

### Tools and Supplies:

- 12" Paper Trimmer
- Adhesive
- Tape
- Glue Lines or Glue Dots
- 3x14" CS® Grid Ruler
- Scissors
- Stapler and Staples
- Paper Distressing Tool
- CS® Ink Applicator
- CS® Lagoon Ink

### Measurement Conversions:

- .125 =  $\frac{1}{8}$ "
- .25 =  $\frac{1}{4}$ "
- .375 =  $\frac{3}{8}$ "
- .5 =  $\frac{1}{2}$ "
- .625 =  $\frac{5}{8}$ "
- .75 =  $\frac{3}{4}$ "
- .875 =  $\frac{7}{8}$ "

LB = Left Base Page

RB = Right Base Page


### Preparation:

Trim the White Pattern and Pale Blue Printed Cutaparts into sections as indicated by the artwork.

If you do not have an item to complete the layout as shown, simply omit or substitute the item.



**Layout 1 & 2**

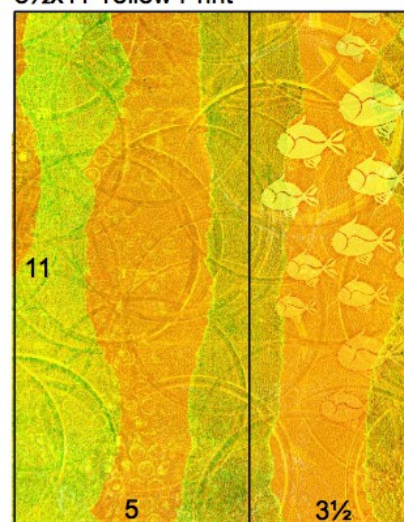


- 12x12 Yellow Print (LB)
  - (2) 12x12 Yellow Plains (RB)
  - 8.5x11 Yellow Print
  - (3) 4.25x6.25 Dark Teal Photo Mattes
  - 4.25x6.25 Yellow Photo Matte
  - White Pattern Cutaparts
  - Pale Blue Cutaparts
  - Aqua Chiffon Ribbon
  - Yellow Jute
  - White Grosgrain Ribbon
1. Trim one 12x12 Yellow Plain at 11.5, 11, 8 and 4". Cut each 4x12 horizontally at 6". Trim the 3x12 horizontally at 10, 8, 6, 4 and 2".
  2. Place the 8.5x11 Yellow Print vertically into the trimmer with the fish at right; trim at 5".

12x12 Yellow Plain

6	(3&4)	(9&10)	(9&10)	12
		2		
		2		
6	4	(9&10)	3	1/2
		2		
		2		
4	4	3	1/2	

8 1/2 x 11 Yellow Print



### Layout 3 & 4




- 12x12 Light Teal Plain (LB)
- 12x12 Light Teal Print (RB)
- (2) 8.5x11 White Pattern Plains
- 8.5x11 Dark Teal Plain
- 8.5x11 Yellow Print
- 4x6 Yellow Plain (From 1&2)
- (2) 4.25x6.25 Yellow Photo Mattes
- White Pattern Cutaparts
- Pale Blue Cutaparts
- Raffia Ribbon




1. Trim one 8.5x11 White Pattern Plain vertically at 5". Cut the 5x11 horizontally at 10.5, 7 and 3.5". Trim the 3.5x11 horizontally at 10.5, 7 and 3.5".
2. Cut one 8.5x11 White Pattern Plain horizontally at 6.25". Trim the 6.25x8.5 horizontally at 4.25". Cut the 4.75x8.5 horizontally at 8 and 4".
3. Trim the 8.5x11 Dark Teal Plain horizontally at 6.25". Cut the 6.25x8.5 horizontally at 4.25". Trim the 4.75x8.5 horizontally at 6.75".
4. Cut the 8.5x11 Yellow Print horizontally at 6.25". Trim the 6.25x8.5 horizontally at 4.25". Cut the 4.75x8.5 horizontally at 8.25 and 6.75". Trim the 1.5x4.75 horizontally at 4.5, 3 and 1.5".


8½x11 White Pattern Plain



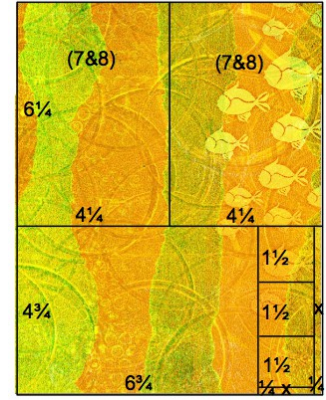
8½x11 White Pattern Plain



8½x11 Dark Teal Plain




8½x11 Yellow Print





Layout 5 & 6



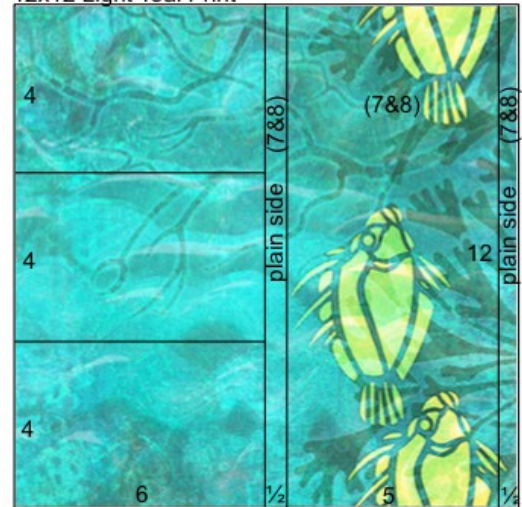
- 12x12 Dark Teal Plain (LB)
- 12x12 Light Teal Plain (RB)
- 12x12 Light Teal Print
- (2) 8.5x11 Gold Prints
- 1.75x4.75 Dark Teal Plain (From 3&4)
- (3) 4.25x6.25 White Pattern Photo Mattes
- White Pattern Cutaparts
- Pale Blue Cutaparts
- White Pattern "Beach Babe" Cutapart

- (Plain Side)
- White Pattern "Seas the Day" Cutapart (Plain Side)
- Aqua Sheer Ribbon
- White Grosgrain Ribbon
- Teal Raffia Ribbon




1. Place the 12x12 Light Teal Print into the trimmer with the fish positioned vertically at right; cut at 11.5, 6.5 and 6". Trim the 6x12 horizontally at 8 and 4".

12x12 Light Teal Print



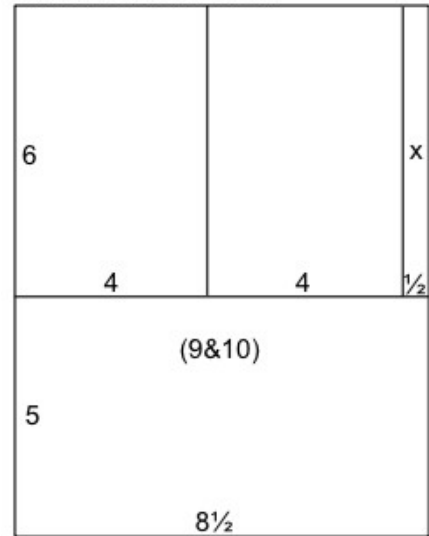
**Layout 7 & 8**



- 12x12 Dark Teal Plain (LB)
- 12x12 Yellow Print (RB)
- 8.5x11 Dark Teal Plain
- 4.25x6.25 Dark Teal Plain (From 3&4)
- (2) 4.25x6.25 Yellow Prints (From 3&4)
- (2) .5x12 Light Teal Prints (From 5&6)
- 5x12 Light Teal Print (From 5&6)
- (3) 4.25x6.25 Light Teal Photo Mattes
- White Pattern Fish Image Cutapart (Plain Side)
- White Pattern Cutaparts
- Pale Blue Cutaparts


1. Trim the 8.5x11 Dark Teal Plain horizontally at 6". Cut the 6x8.5 horizontally at 8 and 4".

**8 1/2 x 11 Dark Teal Plain**





## Layout 9 & 10



- (2) 12x12 Pale Blue Prints (LB & RB)
  - (3) 2x3 Yellow Plains (From 1&2)
  - (2) .5x12 Yellow Plains (From 1&2)
  - (3) 3.5x5 White Pattern Plains (From 3&4)
  - 4.25x6.25 White Pattern Plain (From 3&4)
  - (2) 4x4.75 White Pattern Plains (From 3&4)
  - 4.75x6.75 Dark Teal Plain (From 3&4)
  - 5x8.5 Dark Teal Plain (From 7&8)
  - White Grosgrain Ribbon
  - White Pattern Cutaparts
  - Pale Blue Cutaparts
1. No trimming required for this layout.

