



# Assembly Line Scrapbooking

## Special Edition Baby Botanicals

### Materials:

- *Baby Botanicals* Collection

### Tools and Supplies:

- 12" Paper Trimmer
- Adhesive
- Tape
- 3x14" CS® Grid Ruler
- Scissors

### Measurement Conversions:

- .125 =  $\frac{1}{8}$ "
- .25 =  $\frac{1}{4}$ "
- .375 =  $\frac{3}{8}$ "
- .5 =  $\frac{1}{2}$ "
- .625 =  $\frac{5}{8}$ "
- .75 =  $\frac{3}{4}$ "
- .875 =  $\frac{7}{8}$ "

LB = Left Base Page

RB = Right Base Page

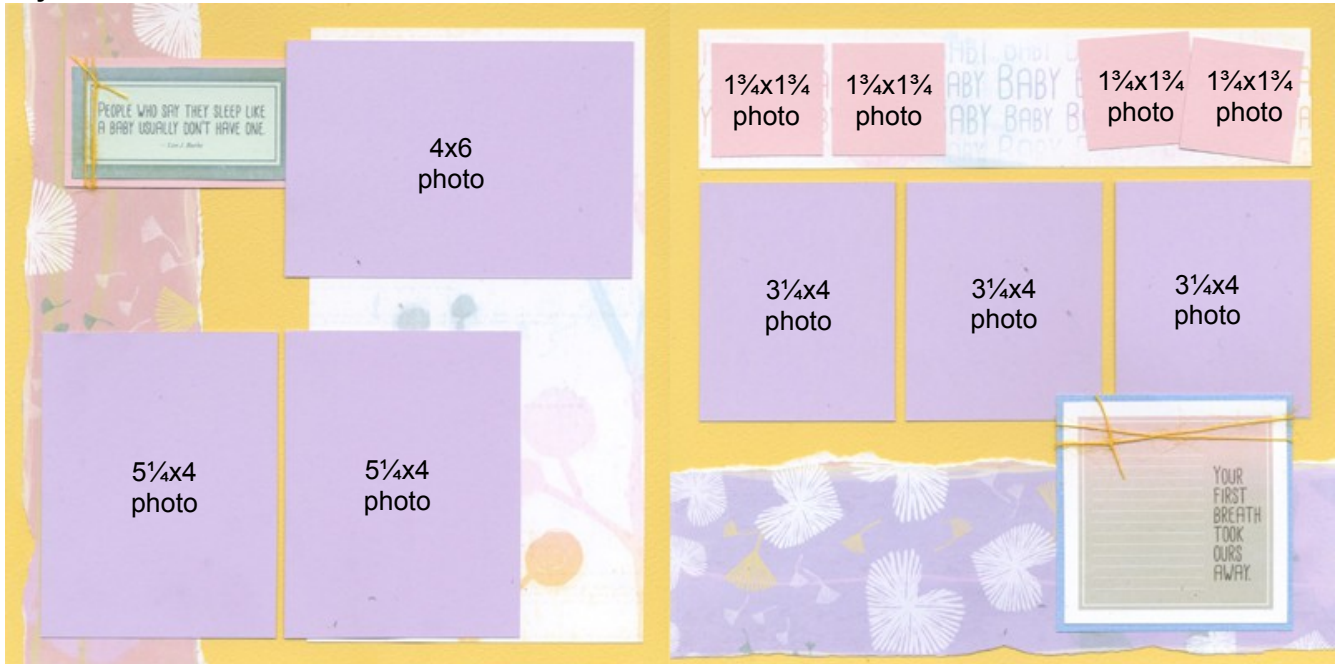
### Preparation:

*Trim the White and Green Printed Cutaparts into sections as indicated by the artwork.*

*If you do not have an item to complete the layout as shown, simply omit or substitute the item.*


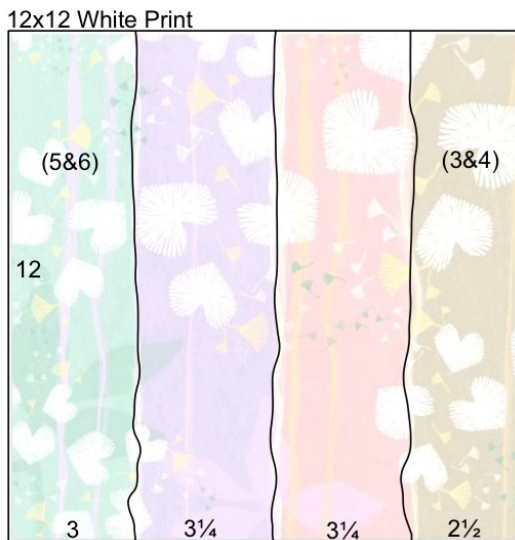


**Layout 1 & 2**



- (2) 12x12 Yellow Plains (LB & RB)
- 12x12 White Print
- 8.5x11 White Print
- 8.5x11 Blue Print
- 8.5x11 Lilac Plain
- 8.5x11 Pink Plain
- 4.25x6.25 Lilac Photo Matte
- Green Cutapart
- White Cutapart
- Yellow Jute String

1. Tear the 12x12 White Print into four vertical sections, using the colored strips of artwork as a guide.
2. Place the 8.5x11 White Print vertically into the trimmer with the text on the right; trim at 6".

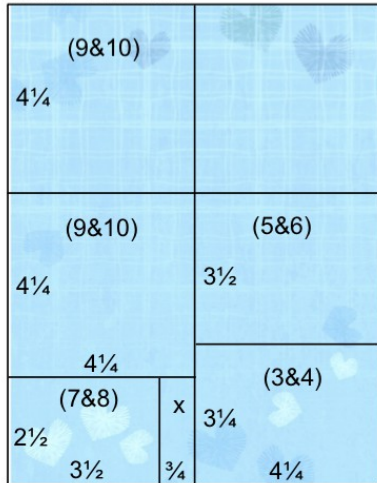


*(Trimming instructions for this layout continue on the next page.)*




3. Trim the 8.5x11 Blue Print vertically at 4.25". Cut one 4.25x11 horizontally at 8.5 and 4.25". Trim the 2.5x4.25 horizontally at 3.5". Cut the other 4.25x11 horizontally at 7.75 and 4.25".
4. Cut the 8.5x11 Lilac Plain vertically at 4.25". Trim one 4.25x11 horizontally at 5.5". Cut the other 4.25x11 horizontally at 10.5, 7 and 3.5".
5. Cut the 8.5x11 Pink Plain vertically at 4.25". Trim one 4.25x11 horizontally at 10.25, 8.25 and 6.25". Cut each 2x4.25 horizontally at 4 and 2". Trim the other 4.25x11 horizontally at 8.75, 6.5 and 3.25".

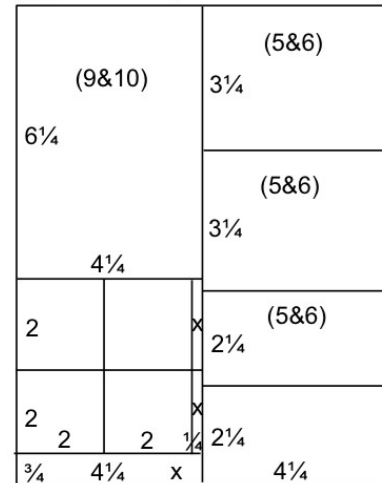
8½x11 Blue Print



8½x11 Lilac Plain



8½x11 Pink Plain



**Layout 3 & 4**



- (2) 12x12 Brown Plains (LB)
  - 12x12 White Print (RB)
  - 2.5x12 White Print (From 1&2)
  - 3.25x4.25 Blue Print (From 1&2)
  - (3) 4.25x6.25 White Photo Mattes
  - (2) 4.25x6.25 Brown Photo Mattes
  - Green Cutaparts
  - White Cutaparts
  - Quilted Gingham Heart Stickers
1. Trim the 12x12 Brown Plain at 11.5, 10, 9, 8, 6.75, 5.5 and 3.25". Cut the 3.25x12 horizontally at 11.25, 9, 6.75, 5.5 and 2.25". Trim one 2.25x3.25 horizontally at 2.25". Cut the 2.25x12 horizontally at 11.25, 9, 6.75, 5.5 and 2.25".

12x12 Brown Plain

(7&8)	(5&6)					
2¼		12	(9&10)	(9&10)	(7&8)	(7&8)
(7&8)	(5&6)					
2¼						
(7&8)	(5&6)					
2¼						
3¼						
(5&6)	(5&6)					
2¼	x					
2¼	2¼					
¾	¾	x	x	1¼	1¼	1
				1	1	1½
						½



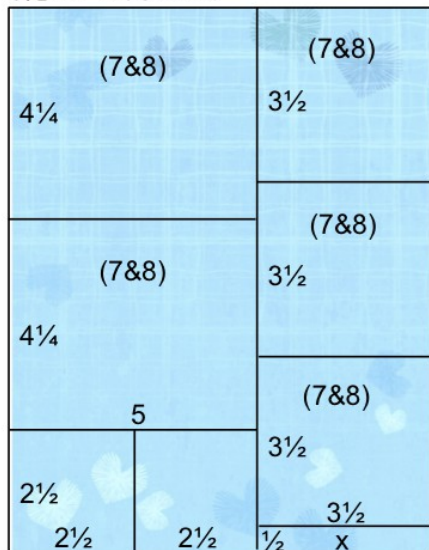
**Layout 5 & 6**



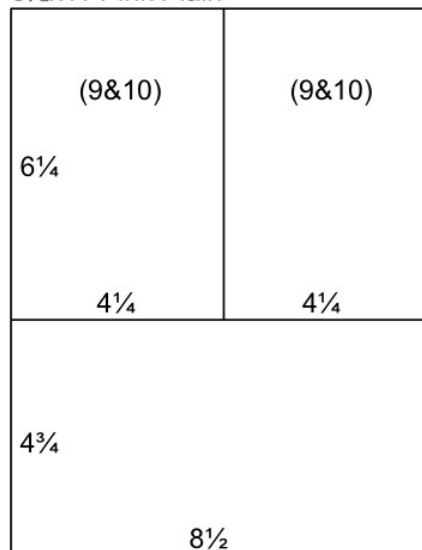
- (2) 12x12 Blue Plains (LB & RB)
- 8.5x11 White Print (uncut)
- 8.5x11 Blue Print
- 8.5x11 Pink Plain
- 3x12 White Print (From 1&2)
- 3.5x4.25 Blue Print (From 1&2)
- (2) 3.25x4.25 Pink Plains (From 1&2)
- 2.25x4.25 Pink Plain (From 1&2)
- (6) 2.25x2.25 Brown Plains (From 3&4)
- (3) 4.25x6.25 Yellow Photo Mattes
- Green Cutaparts
- White Cutaparts
- Blue Ribbon

1. Trim the 8.5x11 Blue Print vertically at 5". Cut the 5x11 horizontally at 8.5 and 4.25". Trim the 2.5x5 horizontally at 2.5". Cut the 3.5x11 horizontally at 10.5, 7 and 3.5".
2. Cut the 8.5x11 Pink Plain horizontally at 6.25". Trim the 6.25x8.5 horizontally at 4.25".

8½x11 Blue Print




8½x11 Pink Plain






## Layout 7 & 8



- (2) 12x12 Green Prints (LB & RB)
  - 2.5x3.5 Blue Print (From 1&2)
  - (4) 2.25x3.25 Brown Plains (From 3&4)
  - 1.5x12 Brown Plain (From 3&4)
  - 1x12 Brown Plain (From 3&4)
  - .5x12 Brown Plain (From 3&4)
  - (2) 4.25x5 Blue Prints (From 5&6)
  - (3) 3.5x3.5 Blue Prints (From 5&6)
  - 4.25x6.25 Brown Photo Matte
  - Green Cutaparts
  - Blue Ribbon
  - Quilted Gingham Heart Stickers
1. No trimming required for this layout.



## Layout 9 & 10



- (2) 12x12 Pink Prints (LB & RB)
  - (2) 4.25x4.25 Blue Prints (From 1&2)
  - 4.25x6.25 Pink Plain (From 1&2)
  - (2) 1.25x12 Brown Plains (From 3&4)
  - (2) 4.25x6.25 Pink Plains (From 5&6)
  - (2) 4.25x6.25 Lilac Photo Mattes
  - Green Cutapart
  - White Cutaparts
  - White Sheer Ruffled Ribbon
1. No trimming required for this layout.

